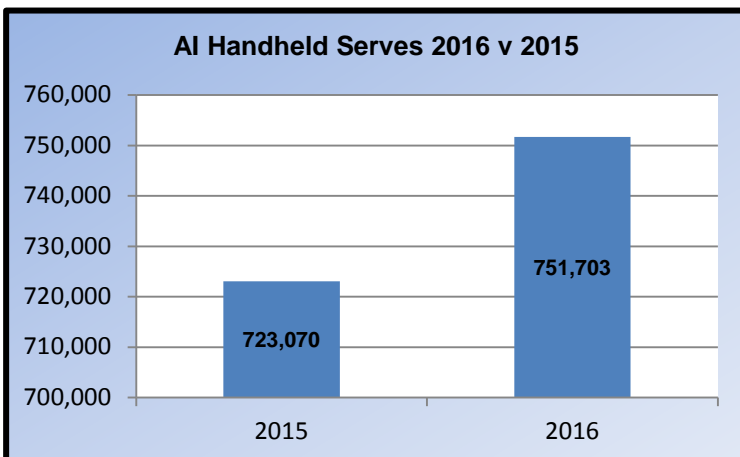
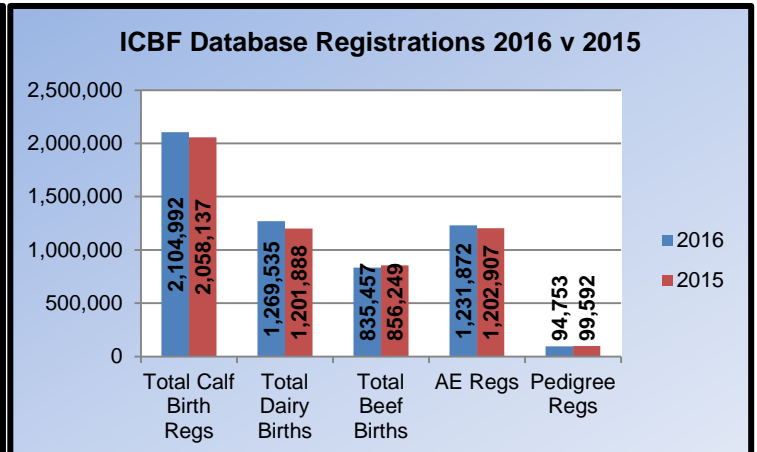
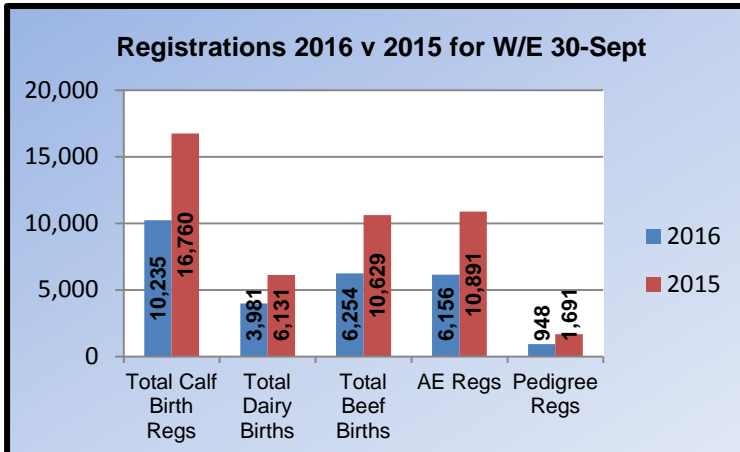


## ICBF Weekly Update 30<sup>th</sup> September 2016

### 1 Important Dates

- Audit & Finance Meeting** – Monday 14<sup>th</sup> November 2016 at 14:00, Killeshin Hotel, Portlaoise.
- ICBF Board Meeting** – Thursday 24<sup>th</sup> November 2016 at 10:30, Killeshin Hotel, Portlaoise.

### 2 Database



- The stats above are compiled with the assistance of DAFM AIM systems.
- BVD test results continue to be received at ICBF and are being processed accordingly. There have been 2,768,181 results received since January 1<sup>st</sup>, of which 38,945 have come in the last 7 days. Since the beginning of the voluntary phase in 2012, 10,096,619 results have now been received.
- The chart shows Inseminations recorded on AI Handhelds in 2016 compared with 2015.

### 3 Herd Plus®

- The latest HerdPlus EBI reports have been generated and are now available online. They will be dispatched to herd-owners next week. It is important to remember that this run includes the base cow change which will mean that animals on average will appear to have an EBI of €1 less.
- ICBF have added a new tab to the animal search facility ('Geno Eval' tab) to view the impact of genomics in the genetic evaluations. This new tab now gives users of the animal search the ability to view the impact of genomics versus traditional data.
- ICBF have updated the Beef Breed Percentiles. The new cut off for a 4 star animal across all breeds is €73 and the new cut off for a 5 star animal across all breeds is €91. For full information please click on 'Genetic Evaluations' – 'Beef Results' – 'Breed percentiles (Aug 2016) (Excel)'
- Beef Genomic Evaluations are now live. Check out this short video to learn more about Beef Genomic Evaluations. <https://www.youtube.com/watch?v=RfQTW8O2L8Y>

- Farmers can now genotype all their female calves which will allow them to make a more informed decision around breeding and culling potential replacements. This service could cost herd-owners as little as €22/head. Please contact HerdPlus on **1850 600 900** or **023 8820452** for further details. Alternatively when logged into HerdPlus, herd-owners can make orders online by selecting ‘Services’ – ‘Genomic Services’ – ‘Place Order’
- Scanned your cows recently? You can now record ‘Pregnancy Diagnosis’ on ICBF.com. This screen is now available on the new platform and it allows users to record ‘Pregnancy Diagnosis’ for each breeding female in the herd.

#### 4 **GENEIRELAND® Beef**

- Sign Ups have begun for the Gene Ireland Beef programme.
- 9 herds taking a total of 155 straws have joined so far.
- The average order is 17 straws per herd.
- A new flyer on the available bulls will be sent to herdowners next week
- To learn more or to order straws please phone **023 8820452**.
- Approximate total straws ordered to date for the bulls are detailed in table.
- The first calves from the 2015 Gene Ireland beef bulls are currently being born on farms. Pictured below is a ‘Kyle Herd Ivan’ (ZKY) bull calf at 14 days old.

List of Bulls currently on-test				
Code	Name of Bull	Breed	Replacement Index	Straws
AU2365	Calverstown Koala	AU	€151	105
SH2361	Doon Gladiator	SH	€146	460
PI2157	Kilree Leo	PI	€128	320
HE2359	Arlinstown Special 13th	HE	€123	75
SH2360	Doon Giorgio	SH	€123	255
SA2366	Carrentubber Pinocchio	SA	€120	20
BA2357	Terelton Isaac	BA	€102	25
GZJ	Goulding Eamonn ET	AA	€99	370
SI2362	Dermotstown Gigantasaurus	SI	€99	340
PT2356	Macgowan Herd Juno	PT	€98	85
CH4068	Glenville Jasper	CH	€93	0
SI2367	Barnattin George 2	SI	€92	60
CH2363	Dolland Jefferson	CH	€83	315



## 5 Milk Recording

National Milk Recording Statistics - Herds, Cows & EDIY 30/09/16						
Milk Recording Organisation	Total Herds Recorded YTD 30/09/16	No. EDIY Herds YTD 30/09/16	% Herds EDIY	Total No. Cows Recorded YTD 30/09/16	No. EDIY Cows YTD 30/09/16	% Cows EDIY
Munster	3,682	1,130	31%	359,572	120,636	34%
Progressive	2,313	939	41%	250,545	101,912	41%
Tipperary	116	52	45%	11,151	4,885	44%
<b>Total</b>	<b>6,111</b>	<b>2,121</b>	<b>35%</b>	<b>621,268</b>	<b>227,433</b>	<b>37%</b>

Recorded Cows by Milk Recording Organisation - Year on Year Comparison			
Milk Recording Organisation	YTD 2015 Cows Recorded 01/01/15- 30/09/15	YTD 2016 Cows Recorded 01/01/16- 30/09/16	2016 vs 2015 Year on Year Difference (%)
Munster	364,097	359,572	-1.2%
Progressive	254,995	250,545	-1.7%
Tipperary	11,791	11,151	-5.4%
<b>Total</b>	<b>630,883</b>	<b>621,268</b>	<b>-1.5%</b>

## 6 Sheep Ireland

### 2016 CPT breeding programme underway

Today (Friday 30<sup>th</sup>) is the beginning of the CPT breeding programme with sponging of ewes taking place on the farm of James Naper, Oldcastle, Co. Meath. This commences a very intensive period of sponge insertion and removal to synchronise the oestrus of our 2500 commercial CPT ewes. This synchronisation will facilitate the artificial insemination of all ewes with our panel of high replacement index CPT rams which are now almost assembled in Lyons Estate, UCD.

### Sheep Ireland board meeting

The latest Sheep Ireland board meeting took place today in Lyons Estate, UCD. The board were given a tour of the excellent sheep facilities at Lyons and viewed some of this year's CPT rams. The following topics were discussed in detail;

- ✚ Addressing the continuing issue of unlinked flocks
- ✚ LambPlus ram sale
- ✚ OVIGEN
- ✚ CPT progress
- ✚ RamPlus summary
- ✚ Discussing requests from breeders for crossbred EuroStars

2016 Nov/Dec regional meetings



*Some pictures from the ram shed in UCD from today*

## National Milk Recording Results for the 10 day period, 21-SEP-2016 To 30-SEP-2016

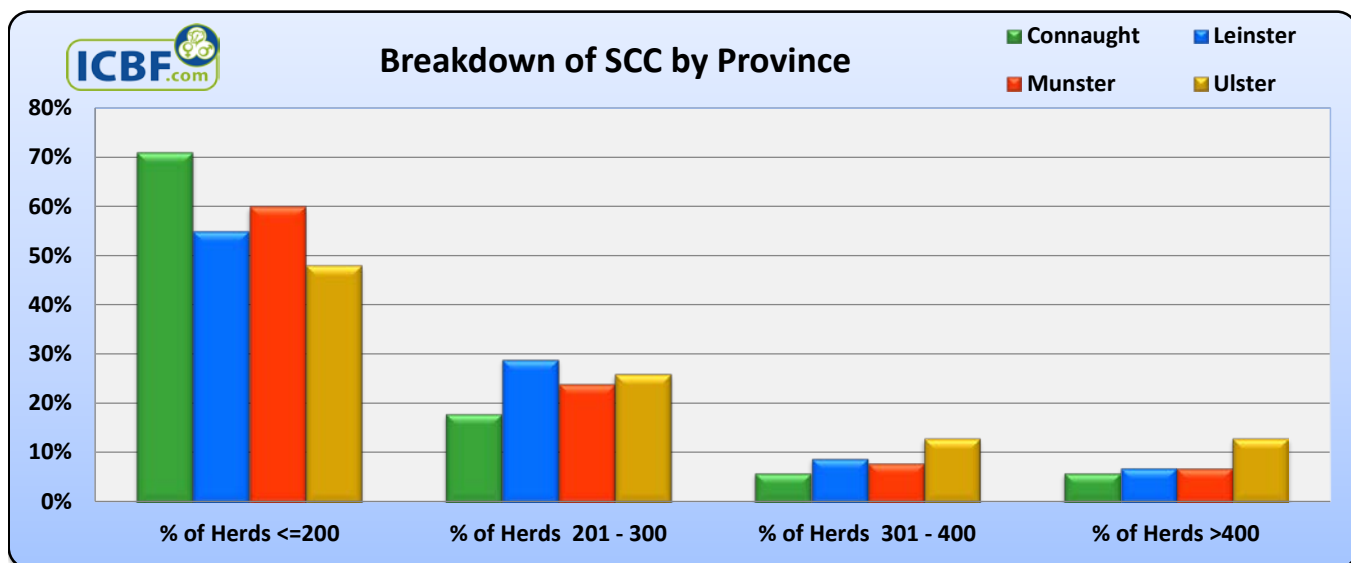
ICBF.com	No. Herds Recorded	No. Cows Recorded	Avg Herd Size	Avg Milk kg/Cow	Average Fat %	Average Protein %	Average F+P kg	Average SCC*
Connaught	17	1,007	59	17.0	4.21	3.67	1.33	163
Leinster	102	9,969	98	18.7	4.35	3.73	1.50	184
Munster	509	43,899	86	16.9	4.44	3.84	1.40	183
Ulster	23	1,439	63	19.0	4.09	3.57	1.45	204
<b>National Statistics</b>	<b>651</b>	<b>56,314</b>	<b>87</b>	<b>17.3</b>	<b>4.41</b>	<b>3.81</b>	<b>1.41</b>	<b>183</b>

\* Geometric Mean Herd SCC

## SCC Distribution for the 10 day period, 21-SEP-2016 To 30-SEP-2016

ICBF.com	No. Herds Recorded	No. Cows Recorded	Avg Herd Size	% of Herds <=200	% of Herds 201 - 300	% of Herds 301 - 400	% of Herds >400	Average SCC*
Connaught	17	1,007	59	71%	18%	6%	6%	163
Leinster	102	9,969	98	55%	29%	9%	7%	184
Munster	509	43,899	86	60%	24%	8%	7%	183
Ulster	23	1,439	63	48%	26%	13%	13%	204
<b>National Statistics</b>	<b>651</b>	<b>56,314</b>	<b>87</b>	<b>59%</b>	<b>25%</b>	<b>9%</b>	<b>7%</b>	<b>183</b>

\* Geometric Mean Herd SCC



## % Herd Breakdown for the 10 day period, 21-SEP-2016 To 30-SEP-2016

ICBF.com	No. Herds Recorded	No. Cows Recorded	Avg Herd Size	Best 20% SCC	Best 40% SCC	Average SCC**	Worst 40% SCC	Worst 20% SCC
Connaught	17	1,007	59	126	156	161	180	230
Leinster	102	9,969	98	118	157	177	211	281
Munster	509	43,899	86	118	155	175	200	265
Ulster	23	1,439	63	110	174	208	251	318
<b>National Statistics</b>	<b>651</b>	<b>56,314</b>	<b>87</b>	<b>117</b>	<b>155</b>	<b>175</b>	<b>205</b>	<b>271</b>

\*\* Percentile Herd SCC Rank (Median SCC)

