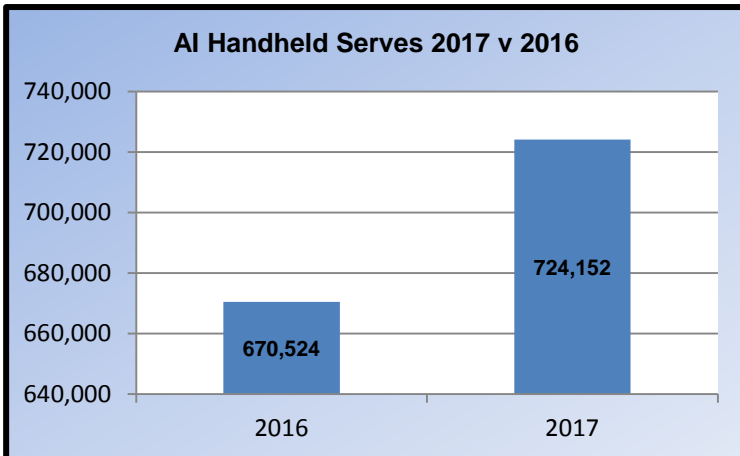
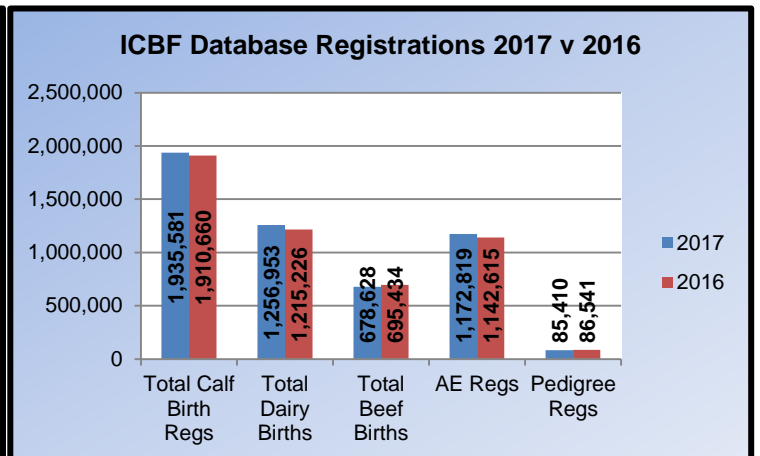
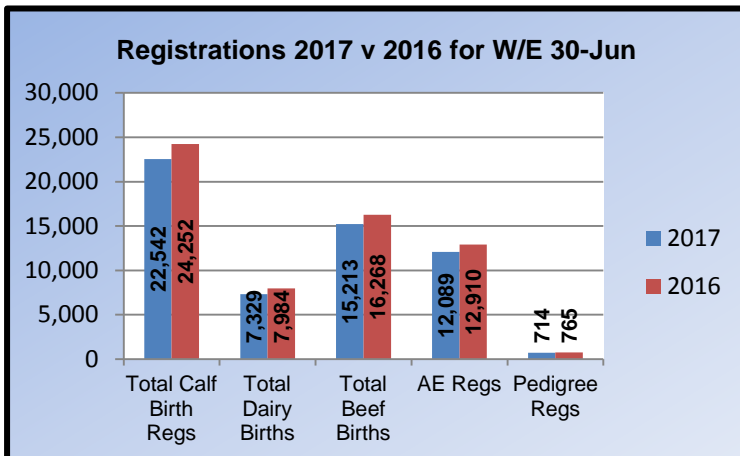


ICBF Weekly Update 30th June 2017

1 Important Dates

- ✚ **ICBF Board Meeting** – Thursday 7th September at 10:30am in Highfield House, Bandon.
- ✚ **Sheep Board Meeting** – Thursday 7th September at 2:00pm in Highfield House, Bandon.
- ✚ **Audit & Finance Sub-Committee Meeting** – Thursday 16th November at 10:30am, Killeshin Hotel, Portlaoise.

2 Database



- ✚ The stats above are compiled with the assistance of DAFM AIM systems.
- ✚ BVD test results continue to be received at ICBF and are being processed accordingly. There have been 1,987,781 results received since January 1st, of which 26,000 have come in the last 7 days. Since the beginning of the voluntary phase in 2012, 11,518,021 results have now been received.
- ✚ The chart shows Inseminations recorded on AI Handhelds in 2017 compared with 2016.

3 Herd Plus®

- ✚ The latest addition to the ICBF presentations page is a presentation on Cow's Own Worth (COW) – synergising data to provide a new tool to aid in culling decisions in seasonal dairy herds put together by Dr. Margaret Kelleher, ICBF. Click [here](#) for more details.



- ✚ It is crucial to remember that the EBI/Euro-Star of your cows are not just affected by her performance and the progeny that she has produced in your herd. Click [here](#) for more details.



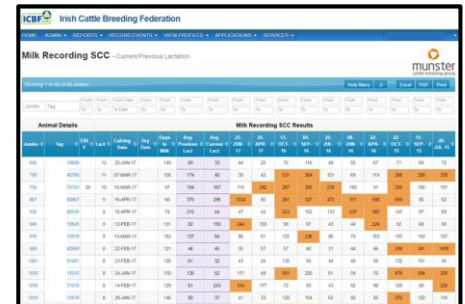
- The ICBF animal search facility has had over 2 million individual hits so far in 2017. This is an impressive statistic and shows just how much dairy and beef farmers, including people from the breeding industry value the animal search. Click [here](#) for further details.



- Meat Technology Ireland (MTI) is a new Enterprise Ireland, industry-led initiative that will build a strategic research and innovation base in beef and sheep meat processing in Ireland. We are currently looking for a Meat Technology technician and software developer to join the ICBF team based in Bandon, Co. Cork. Click [here](#) and [here](#) for more information on these vacancies.



- We have added a new profile screen to complement the existing milk recording screens on offer. Click [here](#) for more details.



4 GENRE IRELAND® Beef

- Sign-ups are continuing for the GI beef programme.
- 327 herds taking a total of 4650 straws have joined so far.
- The average order is 14 straws per herd.
- Details on the bulls available can be viewed on the ICBF website.

Code	Name of Bull	Breed	Replacement Index	Across Breed Stars	Total Straws Ordered
AU4214	Johnstown Keith	AU	€174	5	130
SI4250	Lis na Ri Gucci	SI	€156	5	110
SA2366	Carrentubber Pinocchio	SA	€136	5	300
SI2367	Barnattin George 2	SI	€130	5	420
AA4089	Intelagri Matteo ET	AA	€122	5	210
SH4209	Stoneyroyd Halcyon Matrix P	SH	€112	5	150
BA2357	Terelton Isaac	BA	€110	5	360
CH4090	Jalabert	CH	€102	5	410
CH2363	Dolland Jefferson	CH	€92	4	150
CH4218	Woodhead Meldrew	CH	€91	4	10
LJE	Lislea Hermes	BA	€90	4	325
PT4215	Leacan King	PT	€85	4	25
CH4213	Blanchefield Lester	CH	€83	4	20
PT2356	Macgowan Herd Juno	PT	€82	4	325
CH4216	Knockmahon Lucky	CH	€76	4	25

- To learn more or to order straws please telephone **023-8820452**.
- Approximate total straws ordered to date for the bulls are detailed above.

5 Milk Recording

National Milk Recording Statistics - Herds, Cows & EDIY 30/06/17						
Milk Recording Organisation	Total Herds Recorded YTD 30/06/17	No. EDIY Herds YTD 30/06/17	% Herds EDIY	Total No. Cows Recorded YTD 30/06/17	No. EDIY Cows YTD 30/06/17	% Cows EDIY
Munster	3,835	1,256	33%	381,989	136,428	36%
Progressive	2,264	930	41%	252,164	104,968	42%
Tipperary	109	47	43%	11,066	4,702	42%
Total	6,208	2,233	36%	645,219	246,098	38%

Recorded Cows by Milk Recording Organisation - Year on Year Comparison			
Milk Recording Organisation	YTD 2016 Cows Recorded 01/01/16 - 30/06/16	YTD 2017 Cows Recorded 01/01/17 - 30/06/17	2017 vs 2016 Year on Year Difference (%)
Munster	345,756	381,989	10.5%
Progressive	236,706	252,164	6.5%
Tipperary	10,641	11,066	4.0%
Total	593,103	645,219	8.8%

6 Sheep Ireland

CPT Weaning Weights and Ultrasound Scanning

- ✚ This week we have been busy visiting our CPT flocks to collect lamb weaning (100 day) weights. Heavy lambs are also being ultrasound scanned for muscle and back fat. All CPT lamb carcase data is being captured in the abattoir and this allows us to assess the ability of the ultrasound measurements to accurately predict carcase traits.
- ✚ Since Tuesday of this week, close to 5,000 ewes and lambs have been weighed, condition scored, scored for lameness, dag, and mastitis. Additional flock visits are planned for early next week and this will complete our weaning weight collection. Additional flock visits will be required in a number of weeks to carry out another round of ultrasound muscle and backfat scanning. Ideally lambs should weigh in excess of 35kgs in order to maximise the benefit of collecting ultrasound measurements for backfat. A portion of lambs during this round of weighing were simply not heavy enough to justify scanning.

Some images below from the CPT farms over the past few days





Sean Coughlan Chief Executive, ICBF & Sheep Ireland, Highfield House, Shinagh, Bandon Co. Cork., Phone: +353 238 820 222, Email info@icbf.com. **Registered Office:** Irish Cattle Breeding Federation Society Ltd trading as "ICBF", Highfield House, Shinagh, Bandon, Co Cork. Registered Dublin, Ireland. Registration Number 4914R, Industrial and Provident Societies Acts, 1893 to 1978. Web: www.icbf.com. **Registered Office:** Sheep Database CLG trading as "Sheep Ireland". Highfield House, Shinagh, Bandon, Co Cork. Registered Dublin, Ireland. Registration Number 465004, Companies Acts 1963 to 2006. Web: www.sheep.ie.

National Milk Recording Results for the 10 day period, 21-JUN-2017 To 30-JUN-2017

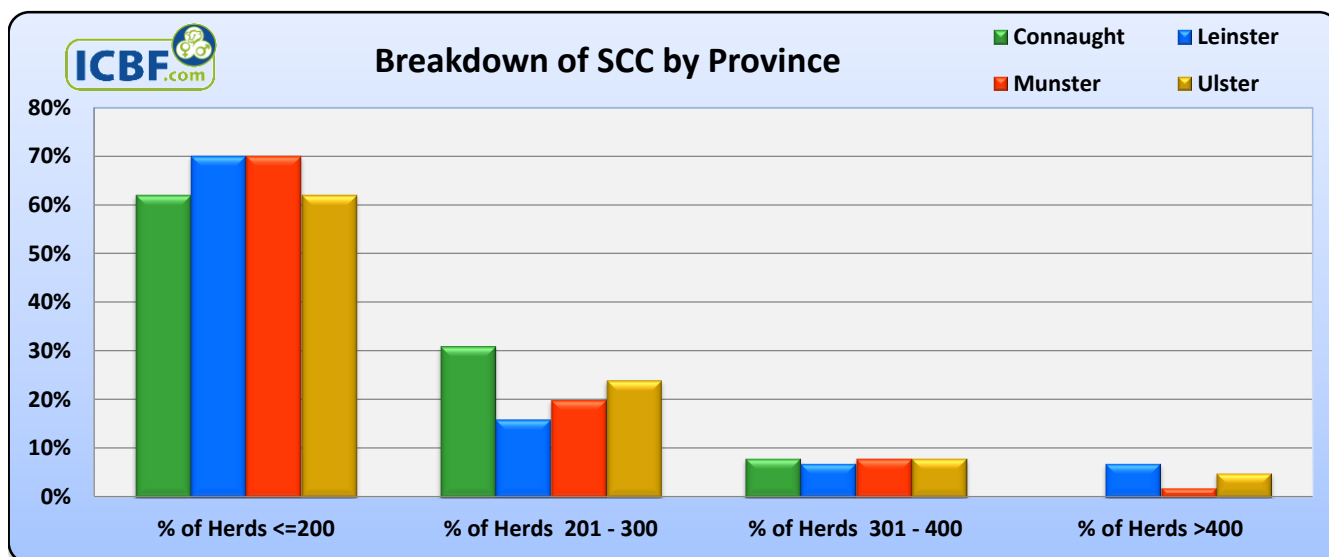
ICBF.com	No. Herds Recorded	No. Cows Recorded	Avg Herd Size	Avg Milk kg/Cow	Average Fat %	Average Protein %	Average F+P kg	Average SCC*
Connaught	13	892	69	26.3	3.67	3.28	1.82	148
Leinster	135	14,994	111	23.9	3.74	3.42	1.71	150
Munster	472	47,667	101	24.8	3.82	3.42	1.79	148
Ulster	37	2,892	78	26.5	3.68	3.29	1.85	163
National Statistics	658	66,622	101	24.7	3.79	3.41	1.78	149

* Geometric Mean Herd SCC

SCC Distribution for the 10 day period, 21-JUN-2017 To 30-JUN-2017

ICBF.com	No. Herds Recorded	No. Cows Recorded	Avg Herd Size	% of Herds <=200	% of Herds 201 - 300	% of Herds 301 - 400	% of Herds >400	Average SCC*
Connaught	13	892	69	62%	31%	8%	0%	148
Leinster	135	14,994	111	70%	16%	7%	7%	150
Munster	472	47,667	101	70%	20%	8%	2%	148
Ulster	37	2,892	78	62%	24%	8%	5%	163
National Statistics	658	66,622	101	69%	20%	8%	3%	149

* Geometric Mean Herd SCC



% Herd Breakdown for the 10 day period, 21-JUN-2017 To 30-JUN-2017								
ICBF.com	No. Herds Recorded	No. Cows Recorded	Avg Herd Size	Best 20% SCC	Best 40% SCC	Average SCC**	Worst 40% SCC	Worst 20% SCC
Connaught	13	892	69	97	132	174	190	237
Leinster	135	14,994	111	84	132	151	173	252
Munster	472	47,667	101	95	123	143	167	232
Ulster	37	2,892	78	105	162	169	185	259
National Statistics	658	66,622	101	94	126	148	170	237

** Percentile Herd SCC Rank (Median SCC)

