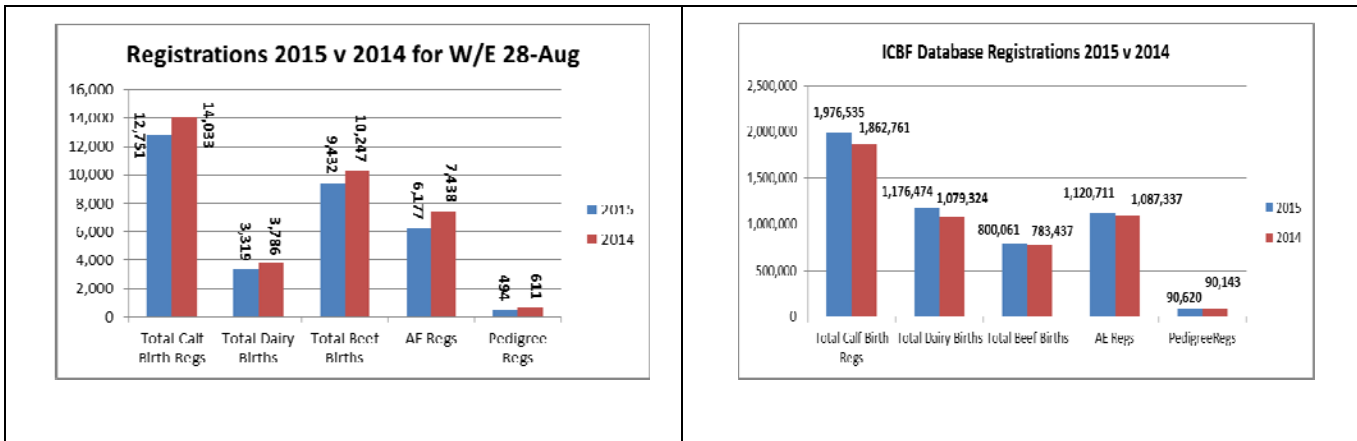


ICBF Weekly Update 28th August 2015

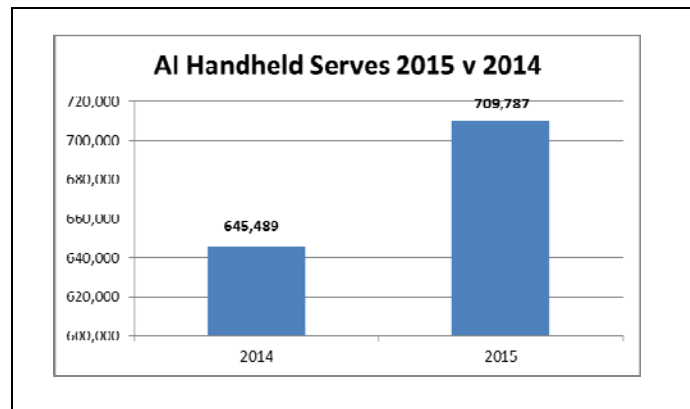
1 Important Dates

- Sheep Board Meeting** – Thursday 10th September 2015 at 14:00, Killeshin Hotel, Portlaoise.
- Audit & Finance Sub Committee Meeting** – Friday 11th September 2015 at 10:30, Horse & Jockey.
- ICBF Board Meeting** – Friday 18th September 2015 at 10:30, Killeshin Hotel, Portlaoise.

2 Database



- The stats above are compiled with the assistance of DAFM AIM systems.
- BVD test results continue to be received at ICBF and are being processed accordingly. There have been 2.08 million results received since January 1st, of which 15500 have come in the last 7 days. Since the beginning of the voluntary phase in 2012, 7.02 million results have now been received.
- The graph shows Inseminations recorded on AI Handhelds in 2014 compared with 2015.



3 Milk Recording

National Milk Recording Statistics - Herds, Cows & EDIY 28/08/15						
Milk Recording Organisation	Total Herds Recorded YTD 28/08/15	No. EDIY Herds YTD 28/08/15	% Herds EDIY	Total No. Cows Recorded YTD 28/08/15	No. EDIY Cows YTD 28/08/15	% Cows EDIY
Munster	3,980	1,273	32%	362,669	124,948	34%
Progressive	2,484	1,060	43%	252,227	109,271	43%
Tipperary	125	53	42%	11,723	5,223	45%
Total	6,589	2,386	36%	626,619	239,442	38%

Recorded Cows by Milk Recording Organisation - Year on Year Comparison			
Milk Recording Organisation	YTD 2014 Cows Recorded 01/01/14 - 28/08/14	YTD 2015 Cows Recorded 01/01/15 - 28/08/15	2015 vs 2014 Year on Year Difference (%)
Munster	326,878	362,669	10.9%
Progressive	237,686	252,227	6.1%
Tipperary	9,963	11,723	17.7%
Total	574,527	626,619	9.1%

4 Genetic Evaluations

- Official proofs on AI coded bulls were released during the week. These files are available through the Dairy Results section on the website.
- The final processing of genomic proofs for all other animals is underway. Once complete a full parent average will be done for offspring of these animals. Official release of all proofs will be Tuesday 8th September.
- Files are currently being prepared for submission to the Interbull test run. The main focus for this test run is the submission of test day model proofs for production traits.

5 Sheep Ireland

The Launch of the Data Quality Index

- The Data Quality Index (**DQI**) is a new index that rates flocks based on the quality and quantity of the data recorded on the flock over the previous year. This index can be used to help LambPlus farmers identify the areas where there data recording needs the most attention in the year ahead. Each LambPlus member can now access their DQI through their Sheep Ireland login; they will find the score on their homepage. The Target DQI for flocks to be achieving is 80% or higher.

The DQI reflects three aspects of your data recording

- Completeness — Have you recorded all available information on the Sheep Ireland database?
 - Timeliness — Have you recorded this data in a prompt manner?
 - Quality — Have you accurately recorded this data?
- It is Sheep Irelands intention to publish flock DQI next year along with animals evaluations in order to better promote the breeders that have complied with the three points above. All of these points are essential to the breed improvement strategy in order to generate the most accurate evaluations we can, and to help minimise the movement of evaluations later in the year during sales season.

Sale Report – Sheep Ireland Multibreed Euro-Star sale 2015

- Tullamore mart was the venue for the 5th annual Sheep Ireland Multibreed ram sale which was held on August 22nd. The Sale is now starting to establish itself as the ideal setting to acquire any new breeding rams for the years ahead. With the number of STAP farmers needing to complete Task one (Ram Task) this year greatly reduced from the previous two years, it could have been expected that demand for recorded rams may be in question, however this was one of the most successful sales to date with a large number of bodies around the ring. On the day 151 rams went through the ring with a clearance rate of 87%.



Suffolks were the first breed through the ring, and with only one unsold lot. The top priced Suffolk on the day was a John & Ester Gahan ram (Lot 13; SKW1500421) who was sired by Rookery Classic making €880 at the drop of the hammer. The average Suffolk made €547 on the day, with the lowest price being €360.



Vendeen were second through the ring, and again only had one unsold lot. The top bid for a Vendeen ram was €680 for an Ena Nagle ram (Lot 43; NEL15014) who was sired by Cottage Jasper. The average Vendeen price on the day was €472, with the lowest price being €400.



Rouge de L'Ouest were next, and again only had one unsold lot. The average price paid for Rouge was €388 with a top price of €510 for Lot 52 (ASI15030) bred by Alister Swift. The lowest price for a rouge on the day was €300.



Charollais had the largest presence at the sale with 49 Charollais finding a new home. The average price paid for Charollais on the day was €533 with the top priced ram sired by Logie Durno Lone Ranger coming from Albert Fergusons flock for Lot 116 (A7815033) which made €870. The lowest price for a Charollais on the day was €400.



The **Belclares** had a full clearance on the day with a ram of Larry Barretts topping the Belclare price list with lot 121 (LB151730) which was sold for €840. This ram also had the highest accuracy in the sale for a ram lamb with a 51% accuracy on the Terminal index. The average Belclare price was €463 with the lowest price being €300.



The **Texels** were the final breed to be offered before the conclusion of the sale. The average price for Texels on the day was €578, with the Texels also capturing the highest with one of Liam Dillion's rams (Lot 139; LDE15038) bred of the famous Oberstown Usain Bolt commanding a price tag of €940. The Lowest price for a Texel ram was €300.

While there were some very good prices made on the day across all the breeds there were rams there to suit all commercial buyers. From all the purchasers that bought rams at the sale only 30% of them has chosen Task one of STAP in 2015 which is hugely positive, showing that the farmers that are looking for rams with top stars has spread well beyond the reach of STAP.

We would also like to thank all the staff at Tullamore mart for all their assistance and co-operation, all the breeders who brought rams to the sale and helped out in any way on the day and finally to all the purchasers who attended the sale, without all of these people the sale would not be possible.

Sean Coughlan Chief Executive, ICBF & Sheep Ireland, Highfield House, Shinagh, Bandon Co. Cork., Phone: +353 238 820 222, Mobile: +353 872903121, Email scoughlan@icbf.com, **Registered Office:** Irish Cattle Breeding Federation Society Ltd trading as "ICBF", Highfield House, Shinagh, Bandon, Co Cork. Registered Dublin, Ireland. Registration Number 4914R, Industrial and Provident Societies Acts, 1893 to 1978. Web: www.icbf.com. **Registered Office:** Sheep Database Ltd trading as "Sheep Ireland". Highfield House, Shinagh, Bandon, Co Cork. Registered Dublin, Ireland. Registration Number 465004, Companies Acts 1963 to 2006. Web: www.sheep.ie.

National Milk Recording Results for the 10 day period, 19-AUG-2015 To 28-AUG-2015

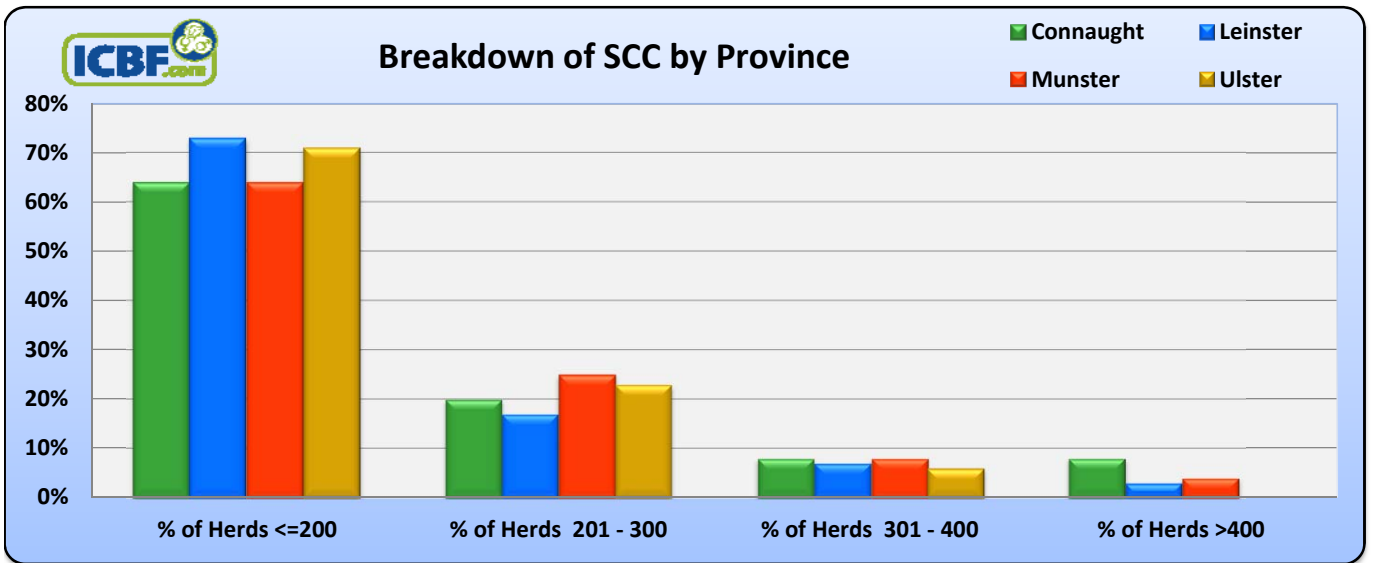
No. Herds Recorded	No. Cows Recorded	Avg Herd Size	Avg Milk kg/Cow	Average Fat %	Average Protein %	Average F+P kg	Average SCC*
Connaught	25	1,639	66	21.4	3.86	3.51	175
Leinster	191	18,083	95	21.2	3.93	3.57	149
Munster	669	56,652	85	20.9	4.01	3.57	177
Ulster	35	2,125	61	22.7	3.64	3.43	141
National Statistics	920	78,499	85	21.1	3.97	3.56	169

* Geometric Mean Herd SCC

SCC Distribution for the 10 day period, 19-AUG-2015 To 28-AUG-2015

No. Herds Recorded	No. Cows Recorded	Avg Herd Size	% of Herds <=200	% of Herds 201 - 300	% of Herds 301 - 400	% of Herds >400	Average SCC*
Connaught	25	1,639	64%	20%	8%	8%	175
Leinster	191	18,083	73%	17%	7%	3%	149
Munster	669	56,652	64%	25%	8%	4%	177
Ulster	35	2,125	71%	23%	6%	0%	141
National Statistics	920	78,499	66%	23%	7%	4%	169

* Geometric Mean Herd SCC



% Herd Breakdown for the 10 day period, 19-AUG-2015 To 28-AUG-2015								
No. Herds Recorded	No. Cows Recorded	Avg Herd Size	Best 20% SCC	Best 40% SCC	Average SCC**	Worst 40% SCC	Worst 20% SCC	
Connaught	25	1,639	66	102	168	196	198	269
Leinster	191	18,083	95	98	137	148	169	224
Munster	669	56,652	85	124	157	174	194	252
Ulster	35	2,125	61	86	123	140	169	209
National Statistics	920	78,499	85	117	149	169	187	243

** Percentile Herd SCC Rank (Median SCC)

