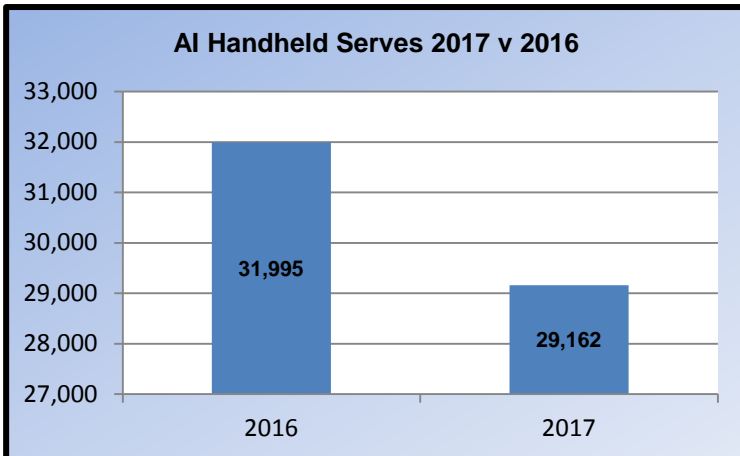
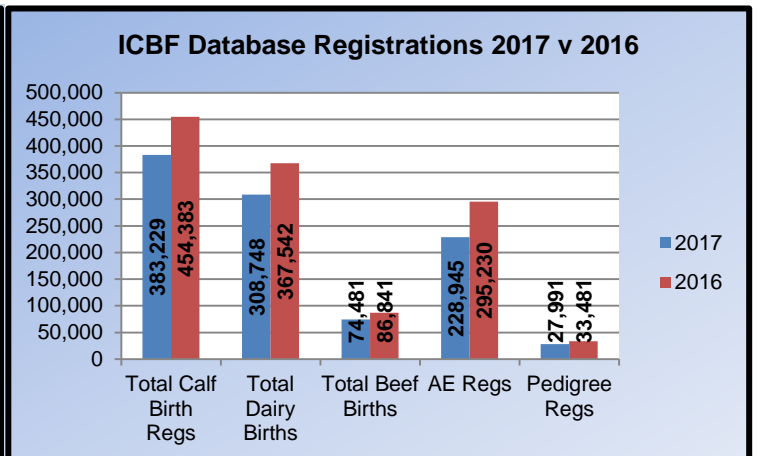
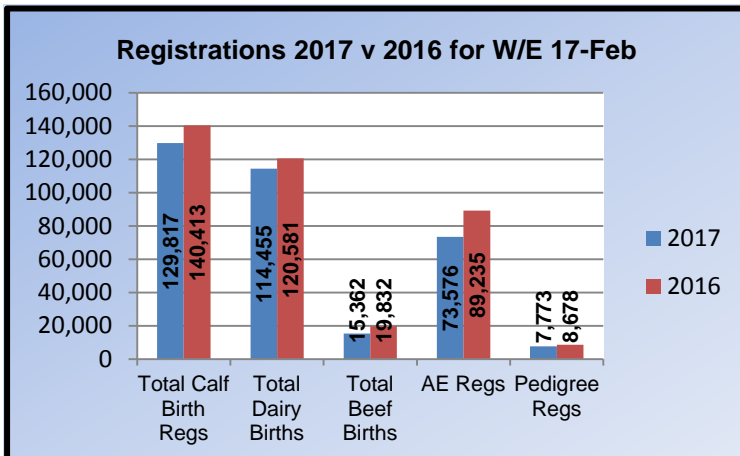


ICBF Weekly Update 17th February 2017

1 Important Dates

- ✚ **Audit & Finance Sub-Committee Meeting** – Thursday 23rd March 2017 at 10:30, Killeshin Hotel, Portlaoise.
- ✚ **ICBF Board Meeting** – Thursday 6th April at 10:30, Killeshin Hotel, Portlaoise.
- ✚ **Sheep Board Meeting** – Thursday 6th April 2017 at 14:00, Killeshin Hotel, Portlaoise...

2 Database



- ✚ The stats above are compiled with the assistance of DAFM AIM systems.
- ✚ BVD test results continue to be received at ICBF and are being processed accordingly. There have been 352,024 results received since January 1st, of which 123,652 have come in the last 7 days. Since the beginning of the voluntary phase in 2012, 9,882,273 results have now been received.
- ✚ The chart shows Inseminations recorded on AI Handhelds in 2017 compared with 2016.

3 Herd Plus®

- ✚ We are delighted to introduce our new 'ICBF Web Application' mobile app. This new app will now allow herd-owners quick access to their ICBF accounts. Recording events and viewing animal profiles has never been so easy. See our home page for further details.
- ✚ The latest HerdPlus Dairy cow reports are now available to view online and are currently being dispatched by post. The remaining reports will be posted next week.
- ✚ We are now taking orders for the Spring Dairy Gene Ireland program 2017. Click [Spring Dairy Gene Ireland program](#) for more details.
- ✚ The first calves from the Spring 2016 Gene Ireland beef bulls are currently being born on farms. If you have any photos of Gene Ireland progeny that you would like to share with us, please email them to query@icbf.com

- ✚ Herd-owners can now genotype all their female calves which will allow them to make a more informed decision around breeding and culling potential replacements. This service could cost herd-owners as little as €22/head. Please contact HerdPlus on **023 8820452** for further details. Alternatively when logged into HerdPlus, herd-owners can make orders online by selecting ‘Services’ – ‘Genomic Services’ – ‘Place Order’

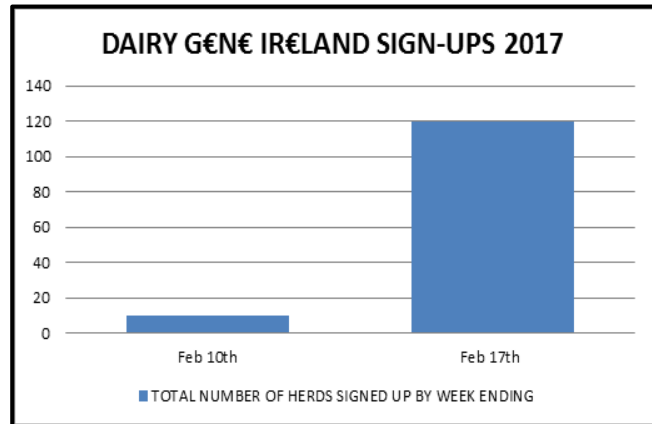
4 GENÉ IRELAND® Dairy

- ✚ The panel consists of 41 Holstein Friesians, 5 Pure Friesians, 6 Jerseys and 7 Crossbreds bulls.

BREED PACKS AND AVERAGE EBI'S

- Holstein-Friesian: €308
- Pure Friesian: €204
- Multi Breed: €190

- ✚ The Multi Breed pack includes Jersey (and Jersey Cross bulls), together with Holstein-Friesian bulls for comparative purposes.
- ✚ 120 Herds are signed-up to date, taking a total of 5,220 straws.
- ✚ To Learn more or to Order straws please telephone **023 8820452**.



[Click here for potential Holstein/Friesian bull list](#)

[Click here for potential British Friesian, Jersey and Jersey Cross-bred bull list](#)

[Click Here for Letter and Sign-Up Form](#)

5 Milk Recording

| National Milk Recording Statistics - Herds, Cows & EDIY 17/02/17 | | | | | | |
|------------------------------------------------------------------|-----------------------------------|-----------------------------|--------------|--------------------------------------|----------------------------|-------------|
| Milk Recording Organisation | Total Herds Recorded YTD 17/02/17 | No. EDIY Herds YTD 17/02/17 | % Herds EDIY | Total No. Cows Recorded YTD 17/02/17 | No. EDIY Cows YTD 17/02/17 | % Cows EDIY |
| Munster | 381 | 15 | 4% | 24,073 | 1,343 | 6% |
| Progressive | 597 | 91 | 15% | 42,649 | 6,514 | 15% |
| Tipperary | 5 | 1 | 20% | 309 | 63 | 20% |
| Total | 983 | 107 | 11% | 67,031 | 7,920 | 12% |

| Recorded Cows by Milk Recording Organisation - Year on Year Comparison | | | |
|------------------------------------------------------------------------|------------------------------------------|------------------------------------------|------------------------------------------|
| Milk Recording Organisation | YTD 2016 Cows Recorded 01/01/16-17/02/16 | YTD 2017 Cows Recorded 01/01/17-17/02/17 | 2017 vs 2016 Year on Year Difference (%) |
| Munster | 27,363 | 24,073 | -12.0% |
| Progressive | 49,238 | 42,649 | -13.4% |
| Tipperary | 288 | 309 | 7.3% |
| Total | 76,889 | 67,031 | -12.8% |

6 Sheep Ireland

Hill Sheep Parentage Recording

- ✚ Sheep Ireland is continuing to work with Hill Sheep Groups around the country to establish parentage recording. The first step for all of these groups is to establish a formal flockbook whereby animals can be pedigree registered and tracked if they move between breeders throughout their life.
- ✚ This week we posted out lambing sheets to all Hill Sheep Breeders interested in parentage recording. These breeders have already received lambing notebooks for the 2017 season. The recent Teagasc Hill Sheep Conference held in Killarney, parentage recording and performance recording was focused on a number of times. Kevin O’Sullivan (Teagasc Advisor) touched on the current level of Hill recording in Ireland, while Ann McClaren from SRUC in the UK gave a presentation on ‘A Scottish Perspective to Improving Hill Sheep Productivity’. Ann focused a large part of her talk on the potential benefits that can be accrued on hill farms using genetic indexes.
Click [here](#) for the full conference programme containing each speaker’s full paper.

Glanbia Sheep Event

- ✚ Last Wednesday (15th February) Sheep Ireland presented at the Glanbia Sheep Event held in Woodenbridge, Co. Wicklow. This was a great event which attracted a very large attendance. A wide range of topics were discussed on the night including markets, genetics, health and nutrition. Snippets from the night can be found on the Glanbia Agribusiness Twitter [here](#).



Sean Coughlan Chief Executive, ICBF & Sheep Ireland, Highfield House, Shinagh, Bandon Co. Cork., Phone: +353 238 820 222, Email info@icbf.com. **Registered Office:** Irish Cattle Breeding Federation Society Ltd trading as "ICBF", Highfield House, Shinagh, Bandon, Co Cork. Registered Dublin, Ireland. Registration Number 4914R, Industrial and Provident Societies Acts, 1893 to 1978. Web: www.icbf.com.
Registered Office: Sheep Database Ltd CLG trading as "Sheep Ireland". Highfield House, Shinagh, Bandon, Co Cork. Registered Dublin, Ireland. Registration Number 465004, Companies Acts 1963 to 2006. Web: www.sheep.ie.

National Milk Recording Results for the 10 day period, 08-FEB-2017 To 17-FEB-2017

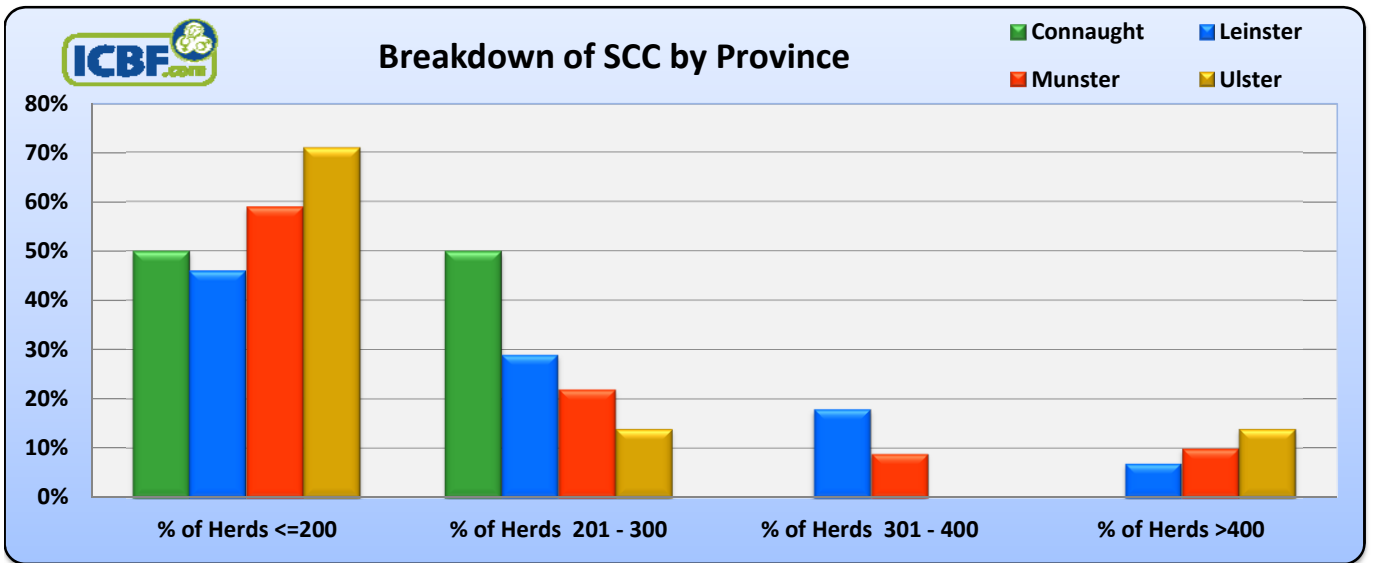
| ICBF | No. Herds Recorded | No. Cows Recorded | Avg Herd Size | Avg Milk kg/Cow | Average Fat % | Average Protein % | Average F+P kg | Average SCC* |
|----------------------------|--------------------|-------------------|---------------|-----------------|---------------|-------------------|----------------|--------------|
| Connaught | 6 | 419 | 70 | 26.4 | 4.20 | 3.25 | 1.97 | 127 |
| Leinster | 68 | 4,937 | 73 | 22.7 | 4.26 | 3.38 | 1.74 | 198 |
| Munster | 142 | 8,532 | 60 | 24.1 | 4.25 | 3.34 | 1.83 | 177 |
| Ulster | 14 | 603 | 43 | 24.6 | 4.02 | 3.21 | 1.78 | 157 |
| National Statistics | 230 | 14,491 | 63 | 23.8 | 4.23 | 3.34 | 1.80 | 180 |

* Geometric Mean Herd SCC

SCC Distribution for the 10 day period, 08-FEB-2017 To 17-FEB-2017

| ICBF | No. Herds Recorded | No. Cows Recorded | Avg Herd Size | % of Herds <=200 | % of Herds 201 - 300 | % of Herds 301 - 400 | % of Herds >400 | Average SCC* |
|----------------------------|--------------------|-------------------|---------------|------------------|----------------------|----------------------|-----------------|--------------|
| Connaught | 6 | 419 | 70 | 50% | 50% | 0% | 0% | 127 |
| Leinster | 68 | 4,937 | 73 | 46% | 29% | 18% | 7% | 198 |
| Munster | 142 | 8,532 | 60 | 59% | 22% | 9% | 10% | 177 |
| Ulster | 14 | 603 | 43 | 71% | 14% | 0% | 14% | 157 |
| National Statistics | 230 | 14,491 | 63 | 56% | 24% | 11% | 9% | 180 |

* Geometric Mean Herd SCC



| % Herd Breakdown for the 10 day period, 08-FEB-2017 To 17-FEB-2017 | | | | | | | | |
|--------------------------------------------------------------------|--------------------|-------------------|---------------|--------------|--------------|---------------|---------------|---------------|
| ICBF | No. Herds Recorded | No. Cows Recorded | Avg Herd Size | Best 20% SCC | Best 40% SCC | Average SCC** | Worst 40% SCC | Worst 20% SCC |
| Connaught | 6 | 419 | 70 | 92 | 104 | 158 | 211 | 226 |
| Leinster | 68 | 4,937 | 73 | 131 | 180 | 203 | 227 | 315 |
| Munster | 142 | 8,532 | 60 | 113 | 152 | 176 | 207 | 271 |
| Ulster | 14 | 603 | 43 | 78 | 156 | 168 | 176 | 245 |
| National Statistics | 230 | 14,491 | 63 | 114 | 160 | 183 | 213 | 298 |

** Percentile Herd SCC Rank (Median SCC)

