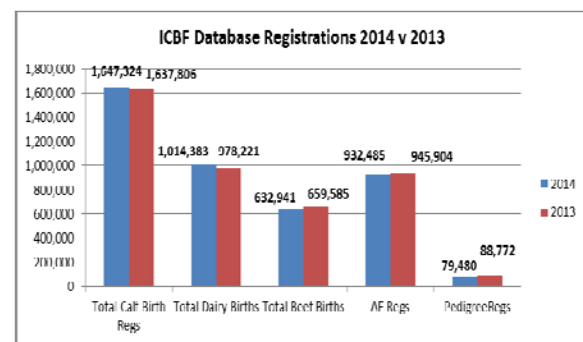
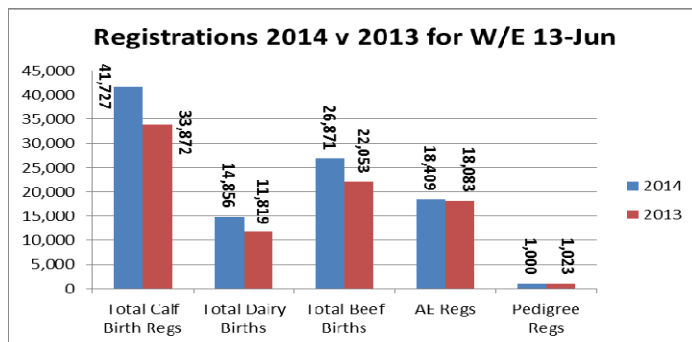


ICBF Weekly Update 13th June 2014

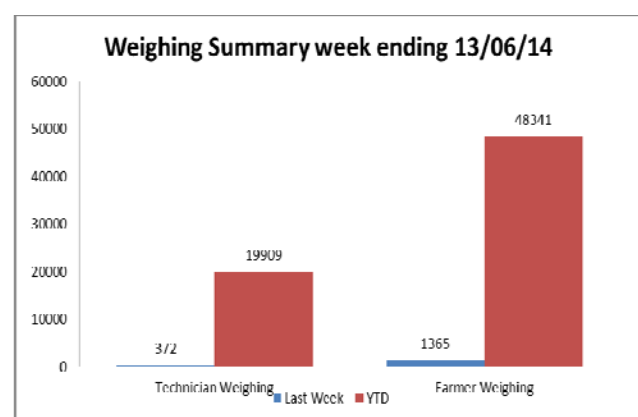
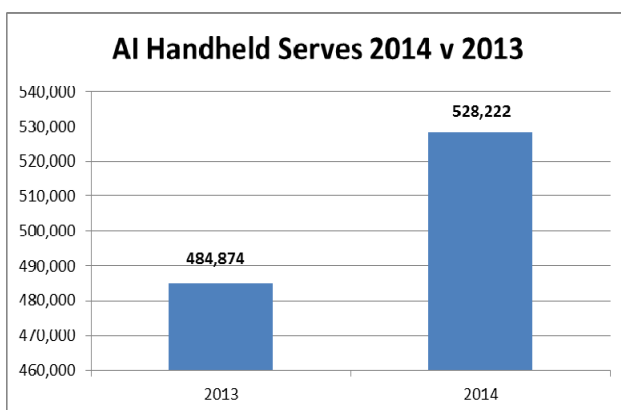
1 Important Dates

- Audit & Finance Sub Committee Meeting** – Friday 11th July 2014, 10:00 to 10:30, Killeshin Hotel, Portlaoise
- ICBF Board Meeting** – Friday 11th July 2014, 10:30am to 13:30pm, Killeshin Hotel, Portlaoise.
- Sheep Ireland Board Meeting** – Friday 11th July 2014, 14:00 to 16:30, Killeshin Hotel, Portlaoise.

2 Database



- The stats above are compiled with the assistance of DAFM AIM systems.
- BVD test results continue to be received at ICBF and are being processed accordingly. There have been 1,735,000 results received since January 1st, of which 45,000 have come in the last 7 days. Since the beginning of the voluntary phase in 2012 4.39 million results have now been received.
- The graph below shows Inseminations recorded on AI Handhelds in 2013 compared with 2014.
- This week there were 372 weights received through the technician service and 1365 weights recorded by farmers. The graph shows the week and year to date totals.



3 Genetic Evaluations

- Extracts for the August routine evaluation will begin on June 16th. Domestic evaluations for milk production, SCC, fertility and calving difficulty will then be processed ahead of submission to INTERBULL on 22 July.

Work continues on research projects discussed in detail at the recent industry meeting on 27th May.

4 Herd Plus®

Suckler cow reports will be printed and packed in the coming week. This report gives a detailed insight into the performance of each cow in a suckler herd. A new index page has been added to the front of the report which will allow a farmer to quickly scan through his herd. For a more comprehensive look at cow/cows a farmer can go to the relevant page indicated on the right hand side. See example of the new index page below.

Suckler Cow Report Index															
Animal Details					Performance Details					Replacement Index					
Jumbo	Tag	DOB	Main Breed	Sire	Dam	Nbr of Calves	Age 1st Calving	Calv Int. (Days)	Calf - Max Wgt Gain	Number of Carcass Grades	Within Breed	Index	Rel %	Across Breed	Pg
76	IE141461010076	21/04/03	LM (88%)	EPN	90042	9	29mts	382	1.72	4U,3R	*****	€214	50%	*****	1
87	IE141461040087	21/05/04	SI (50%)	MWN	63305	8	35mts	360	1.73	2U	**	€98	44%	**	2
103	IE141461030103	03/12/05	SI (50%)	HKG	90042	6	28mts	425	1.59	4U,1R	*****	€208	44%	*****	3
104	IE141461040104	02/01/06	SI (50%)	90083	90075	8	27mts	357	1.44	1U,2R	*	€56	37%	*	4
106	IE141461060106	22/04/06	LM (50%)	MBU	63305	7	29mts	382	1.56	2U,1R	**	€80	43%	**	5
111	IE141461030111	26/03/07	LM (50%)	HGR	63305	5	29mts	395	1.32	1U	*	€55	37%	*	6
123	IE141461070123	22/03/08	LM (50%)	HGR	40087	4	29mts	422	1.36		***	€126	42%	***	7
124	IE141461080124	23/03/08	LM (50%)	MBU	40104	5	29mts	371	1.46	2U	**	€94	40%	**	8
130	IE141461060130	29/03/08	SA (50%)	RIO	40062	4	29mts	365	1.59		*****	€171	36%	*****	9
137	IE141461040137	25/02/09	SI (75%)	HKG	40079	3	30mts	365	1.79	1U	*****	€161	39%	*****	10
154	IE141461050154	27/02/10	LM (50%)	EPN	40087	3	24mts	342	1.72	2U	***	€119	44%	***	11
157	IE141461080157	25/03/10	LM (50%)	EPN	80090	2	29mts	385	1.45	1U	**	€103	38%	**	12
163	IE141461060163	19/08/10	SI (63%)	SVJ	60130	2	28mts	379	1.22		*****	€137	36%	*****	13
173	IE141461080173	09/03/11	SI (50%)	SEV	20102	1	30mts		1.06		*****	€162	34%	*****	14
174	IE141461090174	11/03/11	CH (50%)	CF61	40079	1	30mts		1.34		*	€50	33%	*	15
177	IE141461030177	15/08/11	LM (69%)	TON	40145	1	29mts				**	€96	35%	**	16
178	IE141461040178	15/08/11	SI (63%)	IS4	60130	1	29mts				*****	€194	34%	*****	17
182	IE141461090182	01/12/11	SI (63%)	SEV	70123	1	26mts				*****	€176	33%	*****	18
185	IE141461030185	26/01/12	LM (50%)	CWI	40104	1	24mts				**	€138	33%	**	19

The breeding season is in full swing on many dairy and beef farms at the moment. For farmers doing DIY AI or whose AI technicians are not on the handheld service please ensure that you submit your serves online either through your HerdPlus login or farm software package. This data is of vital importance to genetic evaluations but also to the reports which we provide to farmers throughout the year. The screen also allows for the recording of stock bull serves.

For farmers that are submitting serves, fertility reports can be generated throughout the breeding season to monitor fertility. The first 3 weeks of breeding have now passed on many dairy farms so now is a good time to generate a report. A report can be generated through the fertility section in your HerdPlus login. Prior to generating a report, ensure that you have marked for culling any animals which you do not intend to breed and that all serves have been recorded. It is important to do this to ensure that your submission rates are accurate.

Beef farmers participating in the beef data programme are reminded to record any outstanding data on 2013 born calves before 30th June. This data can be recorded on postal forms, on the ICBF website or through your farm software package.



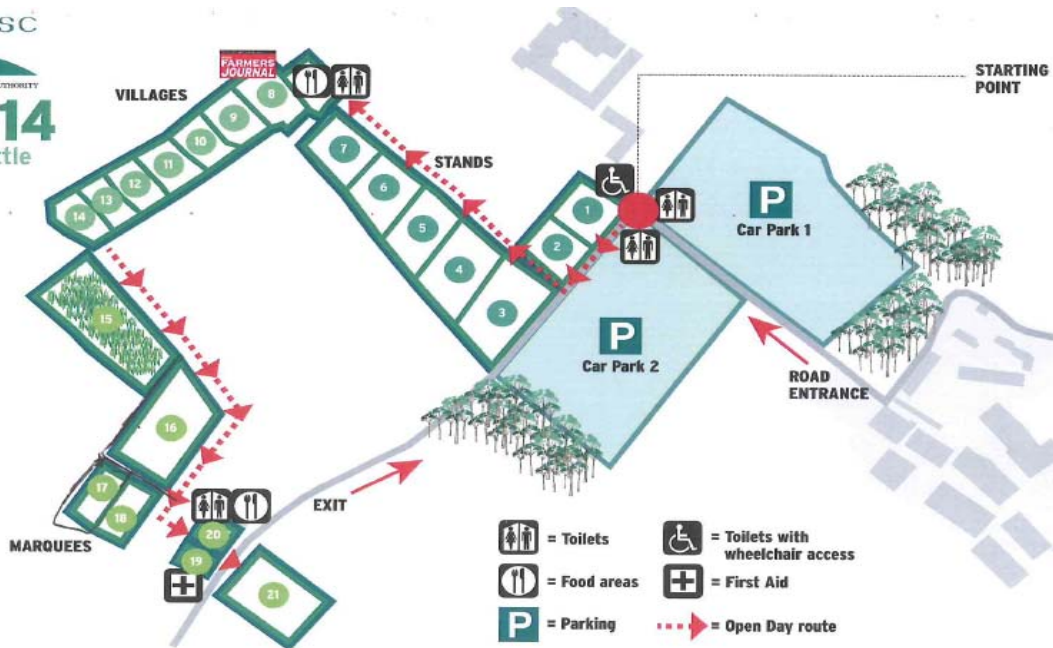
Beef 2014 will take place at Teagasc, Grange, Co. Meath on Weds 18th June. This is an industry wide open day that will focus on all areas of beef farming in Ireland. It will be the biggest beef open day ever organised in Ireland and is not to be missed. ICBF will have a large Gene Ireland themed marquee on the day. This will focus on areas such as the Gene Ireland pedigree and commercial programmes, HerdPlus, genomics and data recording. All participating breeds and AI companies will be represented on the day. There will also be a very interesting meat eating quality exercise taking place. Groups of people will be given a sample of meat from two different animals and will be asked to fill out a quick survey afterwards. It promises to be a very informative and enjoyable day for all. Buses from various parts of the



country are being arranged by Teagasc. For more information contact your local Teagasc office. See site plan below.



- STANDS**
- Welcome and introduction
 - Suckler beef systems
 - Call to beef systems
 - Exploiting genetics
 - Grassland stand
 - Achieving compact calving
 - A healthy herd
- VILLAGES**
- BETTER village
 - Optimally feeding cattle village
 - Animal health village
 - Business management village
 - New technology village (Enterprise Ireland)
 - Environment village
 - Drainage village
 - Grassland village and trial plots
 - Cattle display
 - ICBF GENIE Ireland marquee
 - Bord Bia marquee
 - HSA Dept. Teagasc services: BTAP registration; HO and media hub
 - IFB stand
 - Main forum



5 Milk Recording

National Milk Recording Statistics - Herds, Cows & EDIY 13/06/14

Milk Recording Organisation	Total Herds Recorded YTD 13/06/14	No. EDIY Herds YTD 13/06/14	% Herds EDIY	Total No. Cows Recorded YTD 13/06/14	No. EDIY Cows YTD 13/06/14	% Cows EDIY
Munster	3,805	1,127	30%	311,347	97,815	31%
Progressive	2,441	1,025	42%	220,514	92,739	42%
Tipperary	114	43	38%	9,549	3,687	39%
Total	6,360	2,195	35%	541,410	194,241	36%

Recorded Cows by Milk Recording Organisation - Year on Year Comparison

Milk Recording Organisation	YTD 2013 Cows Recorded 01/01/13 - 13/06/13	YTD 2014 Cows Recorded 01/01/14 - 13/06/14	2014 vs 2013 Year on Year Difference (%)
Munster	292,628	311,347	6.0%
Progressive	213,488	220,514	3.2%
Tipperary	9,051	9,549	5.2%
Total	506,116	541,410	6.5%

6 Sheep Ireland

Ultrasound Scanning

Our Ultrasound scanning continues around the country, our target scanning age for lambs is 150 days of age, so this is the main criteria when contacting flocks to arrange a flock visit. Outside of this main consideration we need to make every attempt to scan breeders together in the same geographical location. Up to this point breeders have been

very accommodating in facilitating our scanners. In the next week we will begin scanning the first Texel flocks, up to now we have been scanning the earlier lambing Suffolk, Charollais, Vendeen, Belclare & Beltex flocks.

What's required from Scanning flocks?

We are asking all Ultrasound scanning breeders to present their stock rams to the scanning technicians to allow them collect a DNA sample. These DNA samples will be a fantastic resource for the Irish sheep Industry into the future, especially moving towards genomics. We are also asking breeders to present all lambs on the day of scanning even if they do not wish to scan all lambs. Any lambs not ultrasonically scanned will be weighed. Where breeders have large numbers of lambs, it is not necessary to scan all lambs. We do insist that a representative sample of progeny (both males and females) are scanned from each sire used in the flock in the previous breeding season. It is not good practice to scan the 'best looking' lambs. This will not serve to improve a breeders evaluations, in actual fact it may have the opposite effect. If a breeder chooses to only scan the best lambs within the flock, then our evaluations will have no choice but to compare the best, with the best. As a result it is more difficult to identify the better performing lambs. In all flocks a representative sample of lambs should be selected, a mix of lambs from different sires and a mix of visual quality - this is the only way the truly superior sheep can be identified.

LambPlus

Over the last number of weeks we have been busy calling breeders to organise scanning - This call is also used to remind breeders of the importance of recording lamb deaths, lambing difficulties and weights. It is not acceptable for breeders to have 0% mortality when the average mortality on most good performing commercial flocks hovers somewhere around 10%. Similarly with lambing difficulty, it is unacceptable that a flock can record no incidences of lambing difficulty. We have a minimum requirement for the number of lamb weights that breeders are required to record and breeders have been reminded of these requirements on numerous occasions.

€uroStars

Breeders are now receiving €uroStar evaluations. These evaluations are still open to change from week to week as lamb weights and Ultrasound scanning continue to flow into the database. As with every year there will be queries about the evaluations of individual sheep. Breeders must be made aware that the €uroStars do not simply rate an individual lambs performance. The €uroStars look at all the data available for a particular bloodline. At very low accuracy%, it will be difficult for the €uroStars to reflect the visual quality of an individual sheep in all cases. For this reason it is critical that more and more breeders join LambPlus and those that are involved, record the full spectrum of data required as accurately and as honestly as they can.

Sean Coughlan Chief Executive, ICBF & Sheep Ireland, Highfield House, Shinagh, Bandon Co. Cork., Phone: +353 238 820 222, Mobile: +353 872903121, Email scoughlan@icbf.com. **Registered Office:** Irish Cattle Breeding Federation Society Ltd trading as "ICBF", Highfield House, Shinagh, Bandon, Co Cork. Registered Dublin, Ireland. Registration Number 4914R, Industrial and Provident Societies Acts, 1893 to 1978. Web: www.icbf.com.
Registered Office: Sheep Database Ltd trading as "Sheep Ireland". Highfield House, Shinagh, Bandon, Co Cork. Registered Dublin, Ireland. Registration Number 465004, Companies Acts 1963 to 2006. Web: www.sheep.ie.

National Milk Recording Results for the 10 day period, 04-JUN-2014 To 13-JUN-2014

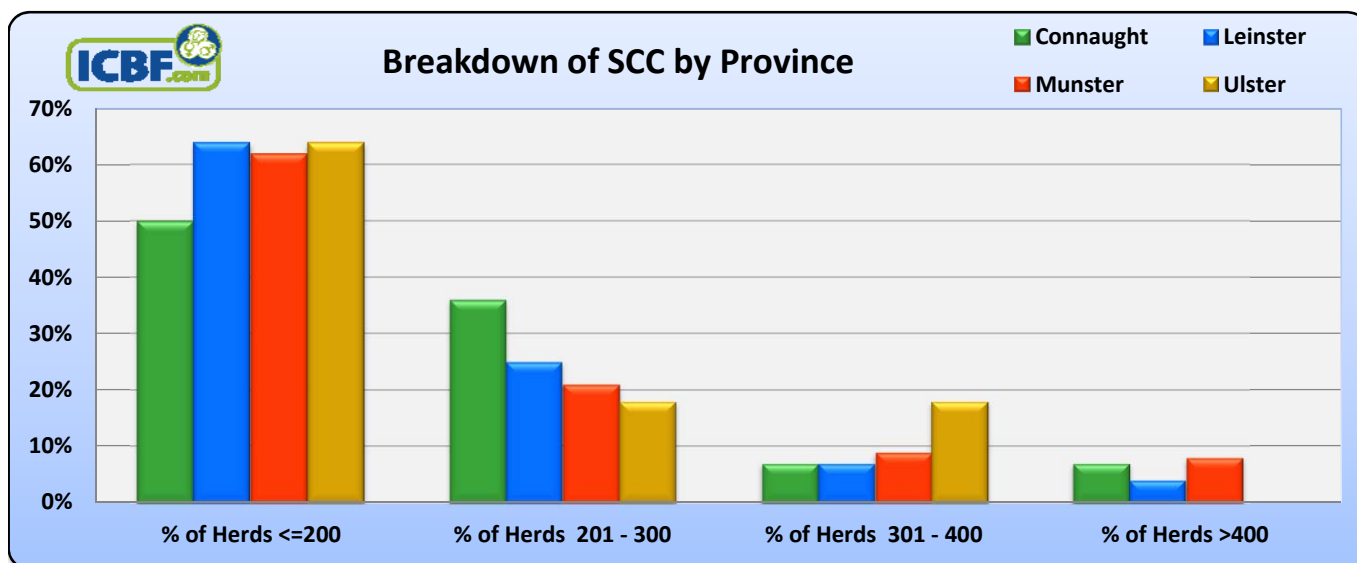
ICBF	No. Herds Recorded	No. Cows Recorded	Avg Herd Size	Avg Milk kg/Cow	Average Fat %	Average Protein %	Average F+P kg	Average SCC*
Connaught	28	1,954	70	26.9	3.63	3.39	1.88	208
Leinster	135	11,055	82	25.6	3.66	3.36	1.79	162
Munster	526	42,631	81	25.9	3.72	3.40	1.84	172
Ulster	11	837	76	24.3	3.53	3.36	1.66	189
National Statistics	700	56,477	81	25.9	3.70	3.39	1.83	172

* Geometric Mean Herd SCC

SCC Distribution for the 10 day period, 04-JUN-2014 To 13-JUN-2014

ICBF	No. Herds Recorded	No. Cows Recorded	Avg Herd Size	% of Herds <=200	% of Herds 201 - 300	% of Herds 301 - 400	% of Herds >400	Average SCC*
Connaught	28	1,954	70	50%	36%	7%	7%	208
Leinster	135	11,055	82	64%	25%	7%	4%	162
Munster	526	42,631	81	62%	21%	9%	8%	172
Ulster	11	837	76	64%	18%	18%	0%	189
National Statistics	700	56,477	81	62%	22%	9%	7%	172

* Geometric Mean Herd SCC



% Herd Breakdown for the 10 day period, 04-JUN-2014 To 13-JUN-2014

ICBF	No. Herds Recorded	No. Cows Recorded	Avg Herd Size	Best 20% SCC	Best 40% SCC	Average SCC**	Worst 40% SCC	Worst 20% SCC
Connaught	28	1,954	70	137	182	199	226	280
Leinster	135	11,055	82	105	142	165	193	257
Munster	526	42,631	81	104	143	164	196	284
Ulster	11	837	76	137	162	162	183	247
National Statistics	700	56,477	81	106	144	166	196	278

** Percentile Herd SCC Rank (Median SCC)

