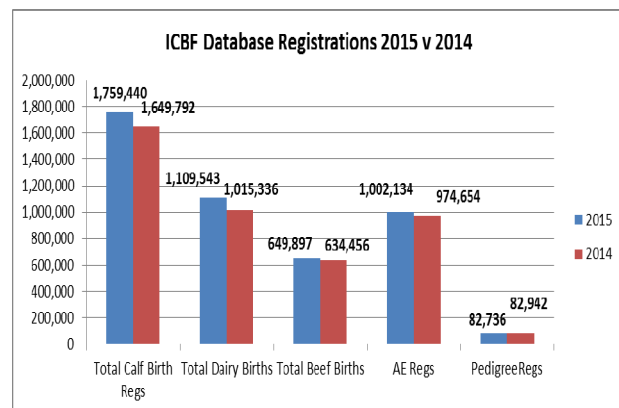
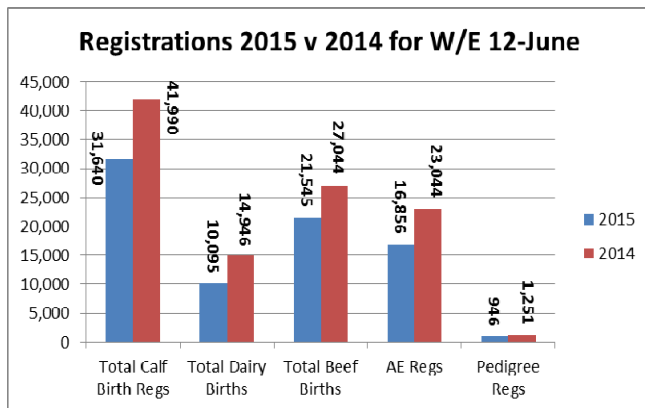


ICBF Weekly Update 12th June 2015

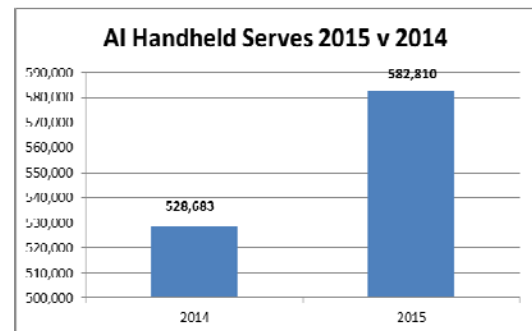
1 Important Dates

- ✚ **Audit & Finance Sub Committee Meeting** – Friday 10th July 2015, 10:00 to 10:30, Killeshin Hotel, Portlaoise. *(Please note change)*
- ✚ **ICBF Board Meeting** – Friday 10th July 2015, 10:30 to 13:00, Killeshin Hotel, Portlaoise. *(Please note change)*
- ✚ **Sheep Board Meeting** – Thursday 9th July 2015, 14:00 to 16:00, Killeshin Hotel, Portlaoise.

2 Database



- ✚ The stats above are compiled with the assistance of DAFM AIM systems.
- ✚ BVD test results continue to be received at ICBF and are being processed accordingly. There have been 1.83 million results received since January 1st, of which 44,000 have come in the last 7 days. Since the beginning of the voluntary phase in 2012 6.77 million results have now been received.
- ✚ The graph shows Inseminations recorded on AI Handhelds in 2014 compared with 2015.



3 Herd Plus®

- ✚ Chris Daly presented at the ICAR conference in Krakow, Poland this week. His presentation was entitled "Beef Data Recording in Ireland", it highlights the current experience and future potential of our Industry Integrated National Database. The presentation is available here http://www.icbf.com/?page_id=22.

4 Genetic Evaluations

- ✚ Work is on-going in a number of areas especially in the area of beef and dairy genomics.
- ✚ Preparation is under way for next routine evaluations.
- ✚ An Interbeef workshop took place this week where a number of items were discussed. From an Irish perspective the following are areas of relevance:
 - International evaluation for weaning weights (direct & maternal) are now official for Charolais and Limousin.
 - There was support expressed for the sharing of genotypes.
 - Collaboration proposal with ABRI/Breedplan was discussed.
 - Next traits for official evaluations include; (i) calving, (ii) female fertility, and (iii) carcass traits.

- Future work to look at expansion of evaluations to other breeds.

5 GENÉIRELAND® Beef

- ✚ Sign Ups are continuing for the Spring 2015 Beef programme.
- ✚ 392 herds taking a total of 6000 straws have joined so far.
- ✚ The average order is 15 straws per herd.
- ✚ The catalogue is available to view on the ICBF website.
- ✚ To learn more or to order straws please phone 1850 600 900.
- ✚ Approx total straws ordered to date for the remaining bulls are in the table.

Table 1. List of Bulls currently on-test

| Code | Name of Bull | Breed | Straws Ordered |
|--------|----------------------|-------|----------------|
| JJC | Cairnmor John | AA | 435 |
| JBS | Steil Jacob | AA | 450 |
| VEZ | Balinclea Iveco | AU | 475 |
| SGA | Scaughmolin G Mail | BA | 440 |
| LJE | Lislea Hermes | BA | 180 |
| OZR | Rosemount Gar | BB | 215 |
| CH2000 | Coom Indurain | CH | 355 |
| PDR | Dereskit Improver | CH | 215 |
| HHJ | Heracles | CH | 320 |
| DBF | Dereskit Invincible | CH | 270 |
| LM2014 | Ewdenvale Ivor | LM | 215 |
| LM2010 | Raffertys Immanuel | LM | 365 |
| ZYH | Alamira Harry | PT | 435 |
| ZKY | Kyle Herd Ivan | PT | 215 |
| ZBZ | Breffni Muzz | SA | 205 |
| EMS | Doon Erasmus | SH | 300 |
| PPA | Polar Edinson | SI | 360 |
| KJG | Knoackane Dag | SI | 335 |
| ETP | Curaheen Evolution P | SI | 190 |
| AHC | Auroch Deuter PP | SI | 255 |

6 Milk Recording

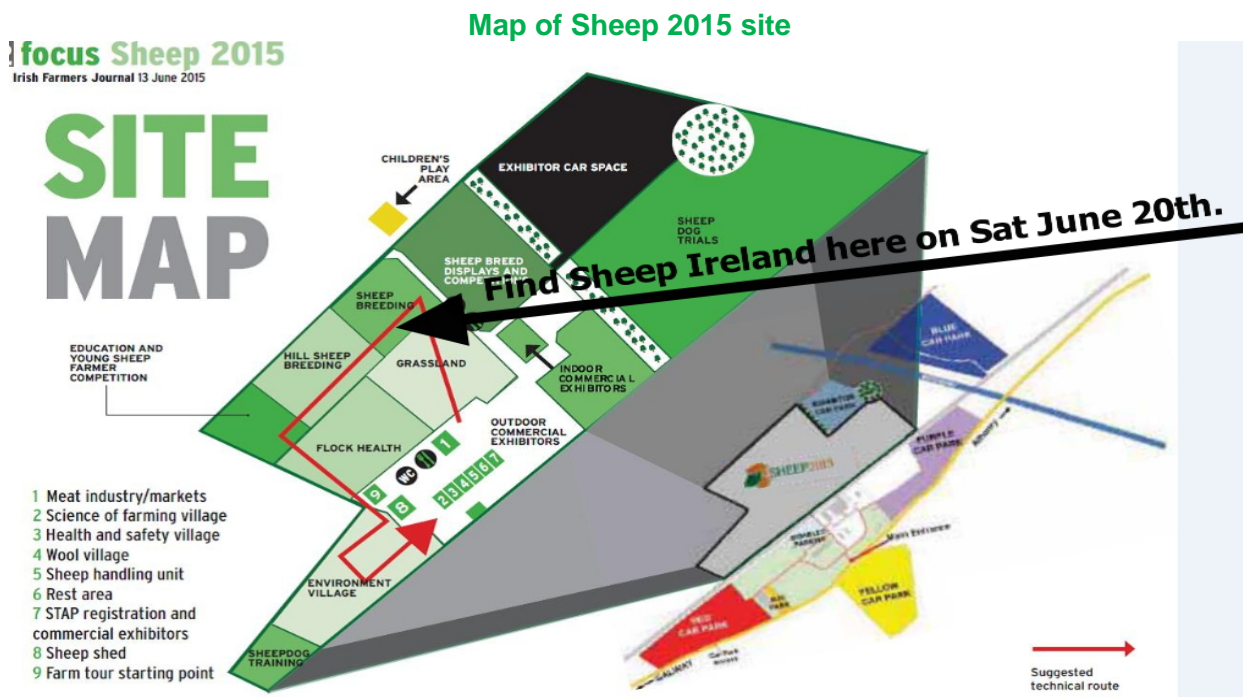
| National Milk Recording Statistics - Herds, Cows & EDIY 12/06/15 | | | | | | |
|------------------------------------------------------------------|-----------------------------------|-----------------------------|--------------|--------------------------------------|----------------------------|-------------|
| Milk Recording Organisation | Total Herds Recorded YTD 12/06/15 | No. EDIY Herds YTD 12/06/15 | % Herds EDIY | Total No. Cows Recorded YTD 12/06/15 | No. EDIY Cows YTD 12/06/15 | % Cows EDIY |
| Munster | 3,959 | 1,258 | 32% | 344,034 | 117,161 | 34% |
| Progressive | 2,386 | 984 | 41% | 229,822 | 95,856 | 42% |
| Tipperary | 120 | 49 | 41% | 10,442 | 4,335 | 42% |
| Total | 6,465 | 2,291 | 35% | 584,298 | 217,352 | 37% |

| Recorded Cows by Milk Recording Organisation - Year on Year Comparison | | | |
|------------------------------------------------------------------------|--------------------------------------------|--------------------------------------------|------------------------------------------|
| Milk Recording Organisation | YTD 2014 Cows Recorded 01/01/14 - 12/06/14 | YTD 2015 Cows Recorded 01/01/15 - 12/06/15 | 2015 vs 2014 Year on Year Difference (%) |
| Munster | 310,552 | 344,034 | 9.7% |
| Progressive | 220,514 | 229,822 | 4.1% |
| Tipperary | 9,549 | 10,442 | 8.6% |
| Total | 540,615 | 584,298 | 7.5% |

7 Sheep Ireland

Sheep 2015 - Athenry Saturday 20th June

- ✚ We are now in the home straight in terms of preparations for this major event for the Irish sheep industry. This week's Irish Farmers Journal contains a detailed supplement on the showcase. Sheep Ireland will have a significant involvement in the day.
- ✚ We will be found in both the 'Sheep Breeding Village' and 'Hill Sheep Breeding' Villages which will be located in close proximity to the breed society showing areas. Hourly interactive workshops will form part of all the villages. These workshops will begin a 10.00am and repeat on the hour every hour, until 5.00pm in the evening. Sheep Ireland will be partaking in one of these workshops to explain how to interpret the EuroStar evaluations and how best to use them.
- ✚ Sheep Ireland will also have a stand on the day, with involvement in a separate Ovigen stand which will detail what is involved in this exciting sheep genomics research project. In terms of Hill sheep breeding, Sheep Ireland will be on hand in the Hill sheep breeding village to explain the merits of hill sheep breeds maintaining a flockbook for their breed. There will be performance recorded Mayo-Connemara sheep and performance recording hill sheep breeders on hand to help explain to hill farmers what is involved in the process.



CPT Update

- ✚ 120 day weights will be collected from all CPT lambs in the coming days. The process to identify potential CPT rams for next Autumn CPT is beginning already. Our ambition is to invite very high Index rams into the programme in order to build their accuracy%. The end result will hopefully be that for the breeds participating, there will be a selection of high index, good accuracy% rams available to breeders and breed societies. We will be requesting the involvement of breed societies in the selection of these CPT rams. The aim will be to find rams that tick all the boxes from a visual point of view while also meeting a high criteria in relation to the Indices.

Sean Coughlan Chief Executive, ICBF & Sheep Ireland, Highfield House, Shinagh, Bandon Co. Cork., Phone: +353 238 820 222, Mobile: +353 872903121, Email scoughlan@icbf.com. **Registered Office:** Irish Cattle Breeding Federation Society Ltd trading as "ICBF", Highfield House, Shinagh, Bandon, Co Cork. Registered Dublin, Ireland. Registration Number 4914R, Industrial and Provident Societies Acts, 1893 to 1978. Web: www.icbf.com. **Registered Office:** Sheep Database Ltd trading as "Sheep Ireland". Highfield House, Shinagh, Bandon, Co Cork. Registered Dublin, Ireland. Registration Number 465004, Companies Acts 1963 to 2006. Web: www.sheep.ie.

National Milk Recording Results for the 10 day period, 03-JUN-2015 To 12-JUN-2015

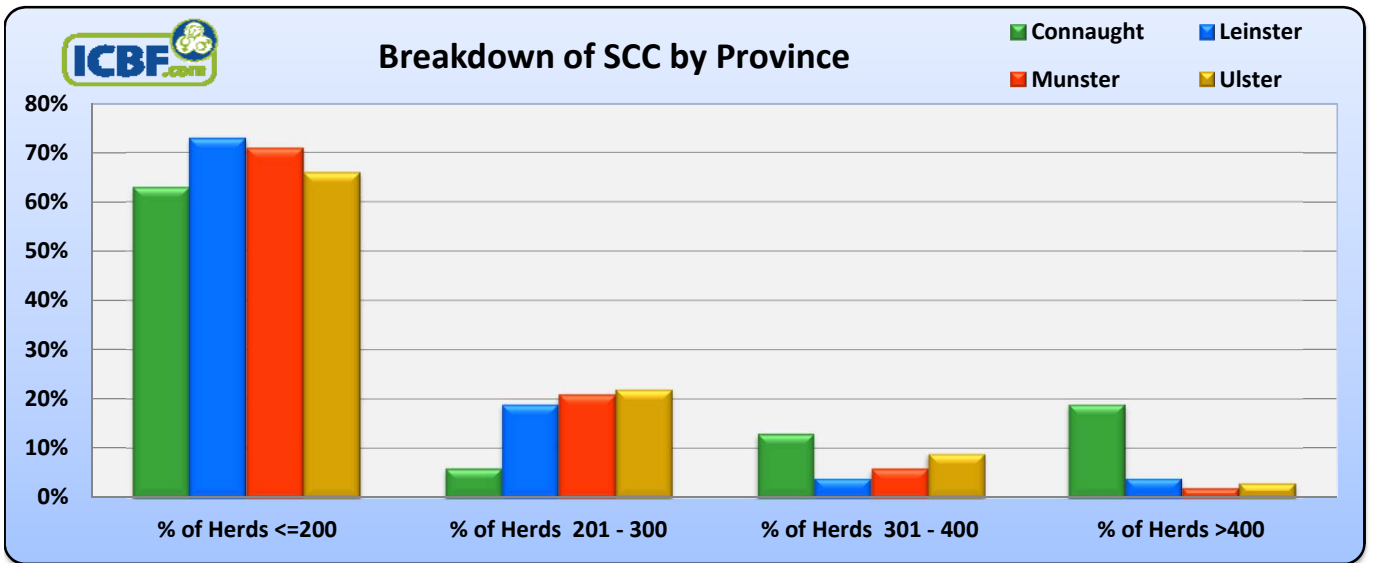
| ICBF | No. Herds Recorded | No. Cows Recorded | Avg Herd Size | Avg Milk kg/Cow | Average Fat % | Average Protein % | Average F+P kg | Average SCC* |
|----------------------------|--------------------|-------------------|---------------|-----------------|---------------|-------------------|----------------|--------------|
| Connaught | 16 | 1,062 | 66 | 29.8 | 3.94 | 3.44 | 2.20 | 201 |
| Leinster | 145 | 13,100 | 90 | 25.6 | 3.75 | 3.47 | 1.84 | 142 |
| Munster | 527 | 46,226 | 88 | 26.3 | 3.82 | 3.49 | 1.92 | 152 |
| Ulster | 32 | 2,237 | 70 | 28.1 | 3.48 | 3.38 | 1.91 | 155 |
| National Statistics | 720 | 62,625 | 87 | 26.3 | 3.80 | 3.48 | 1.91 | 151 |

* Geometric Mean Herd SCC

SCC Distribution for the 10 day period, 03-JUN-2015 To 12-JUN-2015

| ICBF | No. Herds Recorded | No. Cows Recorded | Avg Herd Size | % of Herds <=200 | % of Herds 201 - 300 | % of Herds 301 - 400 | % of Herds >400 | Average SCC* |
|----------------------------|--------------------|-------------------|---------------|------------------|----------------------|----------------------|-----------------|--------------|
| Connaught | 16 | 1,062 | 66 | 63% | 6% | 13% | 19% | 201 |
| Leinster | 145 | 13,100 | 90 | 73% | 19% | 4% | 4% | 142 |
| Munster | 527 | 46,226 | 88 | 71% | 21% | 6% | 2% | 152 |
| Ulster | 32 | 2,237 | 70 | 66% | 22% | 9% | 3% | 155 |
| National Statistics | 720 | 62,625 | 87 | 71% | 20% | 6% | 3% | 151 |

* Geometric Mean Herd SCC



% Herd Breakdown for the 10 day period, 03-JUN-2015 To 12-JUN-2015

| ICBF | No. Herds Recorded | No. Cows Recorded | Avg Herd Size | Best 20% SCC | Best 40% SCC | Average SCC** | Worst 40% SCC | Worst 20% SCC |
|----------------------------|--------------------|-------------------|---------------|--------------|--------------|---------------|---------------|---------------|
| Connaught | 16 | 1,062 | 66 | 133 | 162 | 180 | 200 | 393 |
| Leinster | 145 | 13,100 | 90 | 95 | 120 | 140 | 167 | 224 |
| Munster | 527 | 46,226 | 88 | 98 | 133 | 147 | 172 | 233 |
| Ulster | 32 | 2,237 | 70 | 107 | 126 | 151 | 172 | 252 |
| National Statistics | 720 | 62,625 | 87 | 98 | 132 | 145 | 172 | 234 |

** Percentile Herd SCC Rank (Median SCC)

