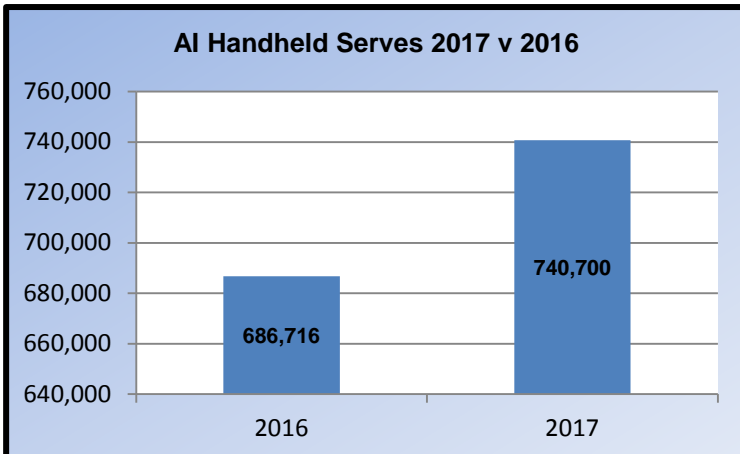
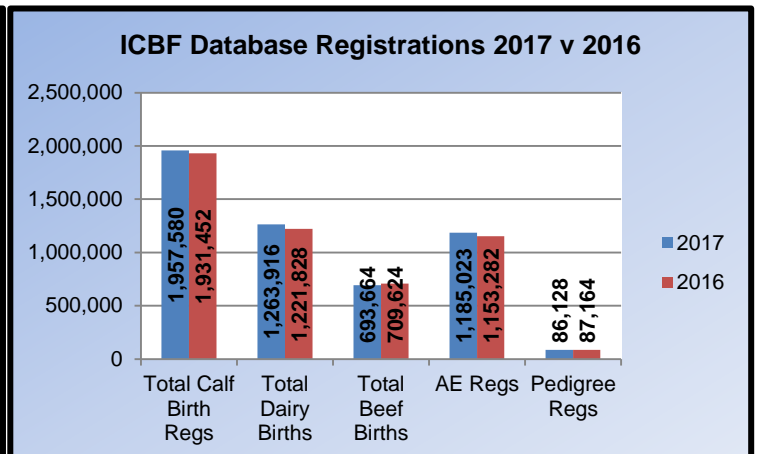
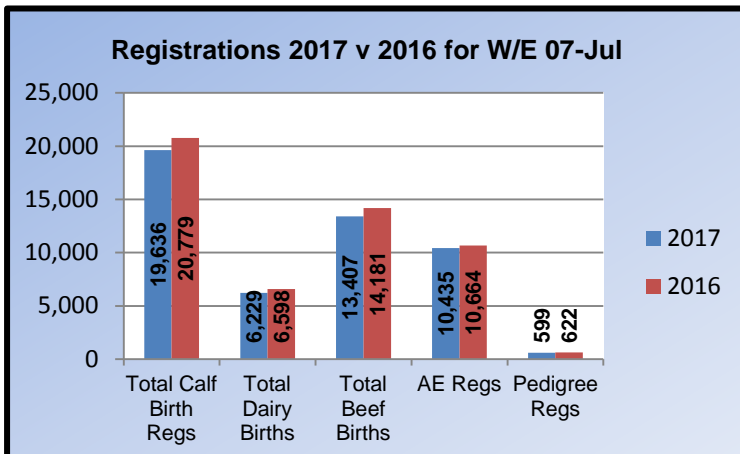


## ICBF Weekly Update 7<sup>th</sup> July 2017

### 1 Important Dates

- ICBF Board Meeting** – Thursday 7<sup>th</sup> September at 10:30am in Highfield House, Bandon.
- Sheep Board Meeting** – Thursday 7<sup>th</sup> September at 2:00pm in Highfield House, Bandon.
- Audit & Finance Sub-Committee Meeting** – Thursday 16<sup>th</sup> November at 10:30am, Killeshin Hotel, Portlaoise.

### 2 Database



- The stats above are compiled with the assistance of DAFM AIM systems.
- BVD test results continue to be received at ICBF and are being processed accordingly. There have been 2,012,485 results received since January 1<sup>st</sup>, of which 24,704 have come in the last 7 days. Since the beginning of the voluntary phase in 2012, 11,542,725 results have now been received.
- The chart shows Inseminations recorded on AI Handhelds in 2017 compared with 2016.

### 3 Herd Plus®

We hope you enjoyed Moorepark '17 as much as we did. Click [here](#) view some pictures of ICBF's involvement in the event.



Teagasc Advisor, Christy Watson recently presented a paper at the recent IGA Beef Conference held in Kells, Co. Meath with the title 'The ICBF Terminal Index – driving profits in a finishing system'. Click [here](#) for more details.



The Irish Grassland Association (IGA) Dairy Summer Tour takes place on the 25<sup>th</sup> July 2017 in Kilkenny and Carlow. The tour will be focused on 'Producing milk on leased land'. Click [here](#) for further details.



Check out this Video of progeny from KDZ at ICBF's Tully Test Centre. These 3 animals were bred by M. Coakley, Co. Cork and are videoed at 16, 16 and 17 months of age respectively. Click [here](#) for more information.



## 4 Milk Recording

### National Milk Recording Statistics - Herds, Cows & EDIY 07/07/17

Milk Recording Organisation	Total Herds Recorded YTD 07/07/17	No. EDIY Herds YTD 07/07/17	% Herds EDIY	Total No. Cows Recorded YTD 07/07/17	No. EDIY Cows YTD 07/07/17	% Cows EDIY
Munster	3,839	1,259	33%	384,479	137,674	36%
Progressive	2,269	933	41%	254,719	105,995	42%
Tipperary	111	49	44%	11,321	4,870	43%
<b>Total</b>	<b>6,219</b>	<b>2,241</b>	<b>36%</b>	<b>650,519</b>	<b>248,539</b>	<b>38%</b>

### Recorded Cows by Milk Recording Organisation - Year on Year Comparison

Milk Recording Organisation	YTD 2016 Cows Recorded 01/01/16 - 07/07/16	YTD 2017 Cows Recorded 01/01/17 - 07/07/17	2017 vs 2016 Year on Year Difference (%)
Munster	348,102	384,479	10.5%
Progressive	239,714	254,719	6.3%
Tipperary	10,682	11,321	6.0%
<b>Total</b>	<b>598,498</b>	<b>650,519</b>	<b>8.7%</b>

## 5 Sheep Ireland

### Ram Sale Season About to Commence

Sheep Ireland are busy preparing for the first ram sales of 2017. A number of small sales have already taken place but the flagship Premier sales of each breed will be taking place in the coming weeks. Our priority is to have Ultrasound scanning complete for all relevant breeders in advance of Premier sale catalogues being prepared.

### Upcoming Events to Note

**Suffolk Open Day** - Tomorrow (Saturday 8<sup>th</sup> July). Flock Open Day on the farm of Eamonn Duffy, Ethelstown, Kells, Co. Meath. Eamonn who is a major supporter of the Euro-Star Indexes has won the award of Suffolk flock of the year for 2017.

- ✚ **Vendeen Premier Sale** - This sale takes place in Roscommon on Wednesday 12<sup>th</sup> July. A full catalogue can be found on the society's website and there are some very high indexed animals available on the day. It is great to see rams for sale sporting high accuracy% and CPT back ancestry, originating from flocks with high DQI scores and carrying out ultrasound muscle and Backfat scanning.

### Other Important Premier Sale Dates

Society	Date	Location
Charollais	Saturday 29 <sup>th</sup> July	Tullow
Suffolk	Saturday 5 <sup>th</sup> August	Roscrea
Belclare	Tuesday 8 <sup>th</sup> August	Kilkenny
Texel	Saturday 12 <sup>th</sup> August	Blessington
Rouge	Wednesday 16 <sup>th</sup> August	Tullamore
Beltex	Wednesday 23 <sup>rd</sup> August	Tullamore
<b>Sheep Ireland Ram Sale</b>	<b>Saturday 26<sup>th</sup> August</b>	<b>Tullamore</b>
Lleyln	Saturday 2 <sup>nd</sup> September	Roscommon
Galway	Monday 18 <sup>th</sup> September	Athenry

### Pallaskenry College Ultrasound Scanning

- ✚ Today Sheep Ireland visited Pallaskenry Agricultural College to Ultrasound scan progeny from CPT rams which were used on the farm last Autumn. Finding additional sources of commercial farm data is hugely beneficial to the Euro-Star evaluations and we are building the volume of commercial data entering our database on an annual basis. We are continually trialling new ways of collecting on farm data and today in Pallaskenry we tested the use of a tablet device to collect a number of phenotypes from each lamb. The use of a tablet on farm has the potential to make data collection for ram breeders and commercial sheep farmers much easier.

*Some images from Pallaskenry today*



**Sean Coughlan** Chief Executive, ICBF & Sheep Ireland, Highfield House, Shinagh, Bandon Co. Cork., Phone: +353 238 820 222, Email [info@icbf.com](mailto:info@icbf.com). **Registered Office:** Irish Cattle Breeding Federation Society Ltd trading as "ICBF", Highfield House, Shinagh, Bandon, Co Cork. Registered Dublin, Ireland. Registration Number 4914R, Industrial and Provident Societies Acts, 1893 to 1978. Web: [www.icbf.com](http://www.icbf.com). **Registered Office:** Sheep Database CLG trading as "Sheep Ireland". Highfield House, Shinagh, Bandon, Co Cork. Registered Dublin, Ireland. Registration Number 465004, Companies Acts 1963 to 2006. Web: [www.sheep.ie](http://www.sheep.ie).

## National Milk Recording Results for the 10 day period, 28-JUN-2017 To 07-JUL-2017

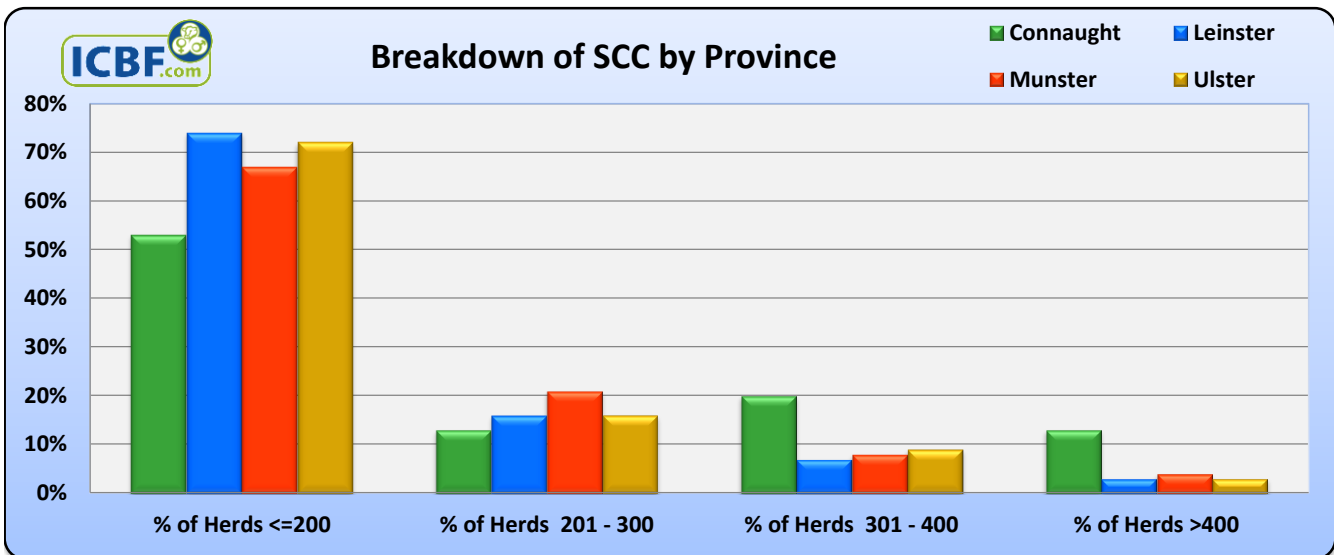
ICBF.com	No. Herds Recorded	No. Cows Recorded	Avg Herd Size	Avg Milk kg/Cow	Average Fat %	Average Protein %	Average F+P kg	Average SCC*
Connaught	15	1,173	78	25.8	3.71	3.38	1.82	197
Leinster	159	19,224	121	24.1	3.86	3.45	1.75	139
Munster	594	57,294	96	24.7	3.86	3.45	1.80	154
Ulster	32	2,438	76	25.8	3.69	3.37	1.81	136
<b>National Statistics</b>	<b>801</b>	<b>80,213</b>	<b>100</b>	<b>24.6</b>	<b>3.85</b>	<b>3.45</b>	<b>1.79</b>	<b>151</b>

\* Geometric Mean Herd SCC

## SCC Distribution for the 10 day period, 28-JUN-2017 To 07-JUL-2017

ICBF.com	No. Herds Recorded	No. Cows Recorded	Avg Herd Size	% of Herds <=200	% of Herds 201 - 300	% of Herds 301 - 400	% of Herds >400	Average SCC*
Connaught	15	1,173	78	53%	13%	20%	13%	197
Leinster	159	19,224	121	74%	16%	7%	3%	139
Munster	594	57,294	96	67%	21%	8%	4%	154
Ulster	32	2,438	76	72%	16%	9%	3%	136
<b>National Statistics</b>	<b>801</b>	<b>80,213</b>	<b>100</b>	<b>68%</b>	<b>20%</b>	<b>8%</b>	<b>4%</b>	<b>151</b>

\* Geometric Mean Herd SCC



% Herd Breakdown for the 10 day period, 28-JUN-2017 To 07-JUL-2017								
ICBF.com	No. Herds Recorded	No. Cows Recorded	Avg Herd Size	Best 20% SCC	Best 40% SCC	Average SCC**	Worst 40% SCC	Worst 20% SCC
Connaught	15	1,173	78	139	169	184	245	320
Leinster	159	19,224	121	83	121	145	167	233
Munster	594	57,294	96	95	132	155	178	239
Ulster	32	2,438	76	78	136	145	161	216
<b>National Statistics</b>	<b>801</b>	<b>80,213</b>	<b>100</b>	<b>93</b>	<b>131</b>	<b>150</b>	<b>175</b>	<b>239</b>

\*\* Percentile Herd SCC Rank (Median SCC)

