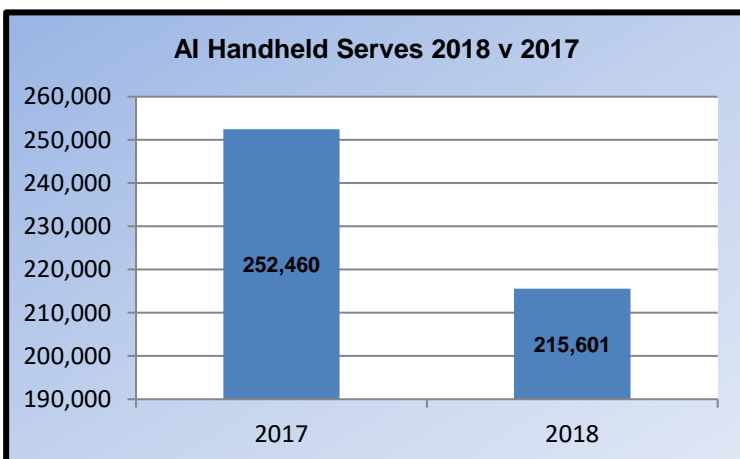
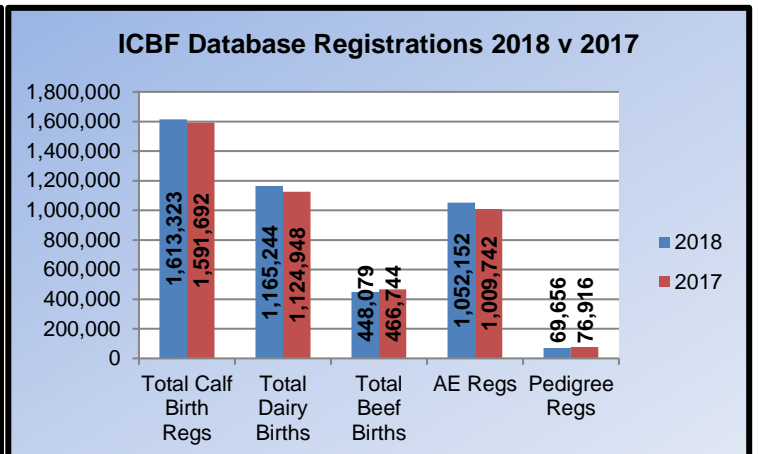
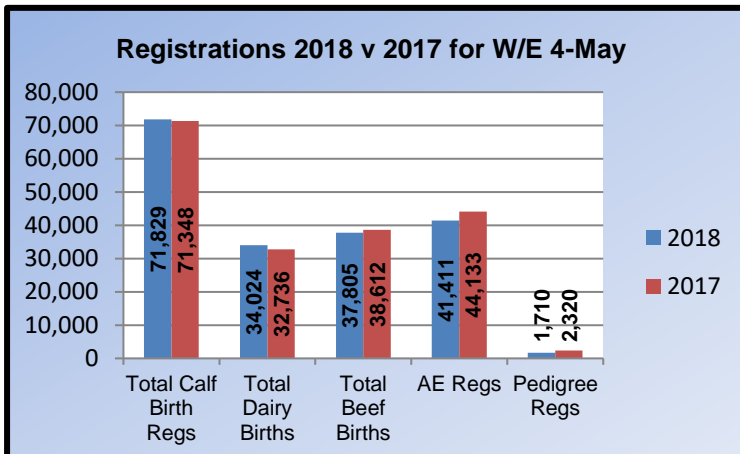


ICBF Weekly Update 4th May 2018

1 Important Dates

- ICBF Board Meeting** – Thursday 21st June at 10:30am, Killeshin Hotel, Portlaoise.
- Sheep Board Meeting** – Thursday 21st June at 2:00pm, Killeshin Hotel, Portlaoise.

2 Database



- The stats above are compiled with the assistance of DAFM AIM systems.
- BVD test results continue to be received at ICBF and are being processed accordingly. There have been 1,624,736 results received since January 1st, of which 87,400 have come in the last 7 days. Since the beginning of the voluntary phase in 2012, 13,546,234 results have now been received.
- The chart shows Inseminations recorded on AI Handhelds in 2018 compared with 2017.

3 Herd Plus®

- WHPR Breeder Profile – Easy calving, short gestation Bulls top priority for Co. Cork Limousin herd. Click [here](#) for more details.



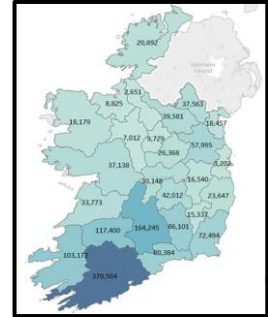
- Gene Ireland Focus – Progeny Performance: Bondi Jacob (CH2159). Click [here](#) for more details



✚ HerdPlus Beef Output Report now available. Click [here](#) for further details.



✚ Dairy Cow Population by county 2017. Click [here](#) for further details.



4 GENE IRELAND® Dairy

✚ There are 562 herds signed up to the programme taking a total of 21,865 straws.

✚ Allocations for all current orders are complete.

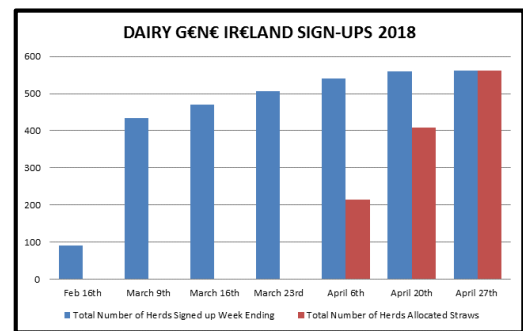
✚ Bull details and inbreeding reports have been sent to participants. All straws should be used in the current season.

✚ Inseminations need to be recorded for the purpose of genetic evaluations for male fertility and gestation length.

✚ Click [Here](#) to view an explanation video on the role of Dairy GENE IRELAND Programme and the benefits of the programme nationally.

✚ Thanks to all herd-owners for their participation and to the AI companies for their co-operation.

✚ Contact **023 8820452** for orders or queries.



5 Milk Recording

National Milk Recording Statistics - Herds, Cows & EDIY 04/05/18

Milk Recording Organisation	Total Herds Recorded YTD 04/05/18	No. EDIY Herds YTD 04/05/18	% Herds EDIY	Total No. Cows Recorded YTD 04/05/18	No. EDIY Cows YTD 04/05/18	% Cows EDIY
Munster	2,957	901	30%	278,092	96,431	35%
Progressive	1,620	596	37%	168,507	62,953	37%
Tipperary	62	22	35%	6,356	2,195	35%
Total	4,639	1,519	33%	452,955	161,579	36%

Recorded Cows by Milk Recording Organisation - Year on Year Comparison

Milk Recording Organisation	YTD 2017 Cows Recorded 01/01/17 - 04/05/17	YTD 2018 Cows Recorded 01/01/18 - 04/05/18	2018 vs 2017 Year on Year Difference (%)
Munster	310,684	278,092	-10.5%
Progressive	196,996	168,507	-14.5%
Tipperary	8,154	6,356	-22.1%
Total	515,834	452,955	-12.2%

6 Sheep Ireland

LambPlus Deadline

- The deadline for entering lambs onto the Sheep Ireland database has now passed. Any lambs entered onto the system from Tuesday 1st May onwards will not receive Euro-star evaluations this year. For breeders that may have missed the deadline for birth notifying their lambs via the Sheep Ireland website, we would encourage you to contact your relevant breed society to notify them as the web screens for the following breeds are now shut down:
Belclare, Beltex, Galway, Rouge, Texel and Vendeen.

CPT 40-Day Weights

- This week we gathered our final 40-day weights from CPT lambs. Over 4,200 ewes and lambs were weighed, BCS, and Dag scored with any incidence of lameness and mastitis recorded also. All of this data was collected via our new Sheep Ireland App which has helped us make the process of collecting this huge amount of data more efficient.



Ewes and lambs in Brian Nicholson's farm Co. Kilkenny

Irish Grassland Association Conference and Farm Walk

- The farm walk will take place on John Large's Farm in Gortnahoe Co. Tipperary on Tuesday 22nd May. John is one of four farmers currently involved in the CPT Programme, this will prove be a very informative event and Sheep Ireland will be in attendance. Please see the agenda [here](#) and how you can book your place.

National Milk Recording Results for the 10 day period, 25-APR-2018 To 04-MAY-2018

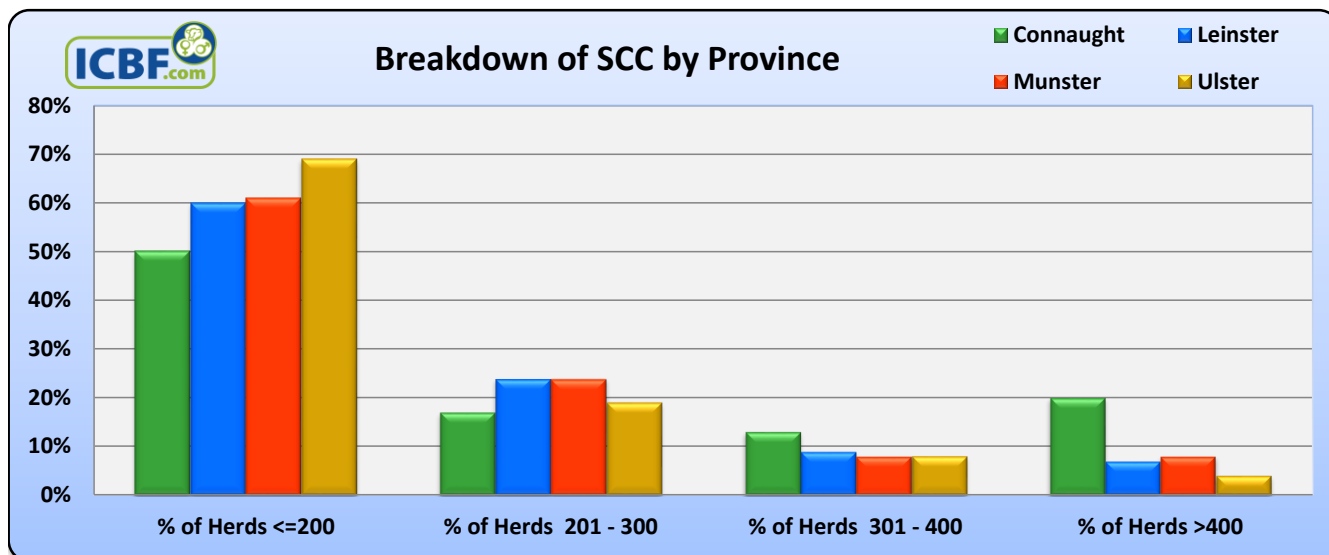
ICBF.com	No. Herds Recorded	No. Cows Recorded	Avg Herd Size	Avg Milk kg/Cow	Average Fat %	Average Protein %	Average F+P kg	Average SCC*
Connaught	30	2,657	89	26.3	3.92	3.37	1.91	200
Leinster	164	19,655	120	27.0	3.91	3.45	1.98	152
Munster	601	57,326	95	27.4	3.90	3.37	1.99	168
Ulster	26	1,832	70	27.4	3.81	3.37	1.97	127
National Statistics	824	82,081	100	27.3	3.90	3.39	1.99	165

* Geometric Mean Herd SCC

SCC Distribution for the 10 day period, 25-APR-2018 To 04-MAY-2018

ICBF.com	No. Herds Recorded	No. Cows Recorded	Avg Herd Size	% of Herds <=200	% of Herds 201 - 300	% of Herds 301 - 400	% of Herds >400	Average SCC*
Connaught	30	2,657	89	50%	17%	13%	20%	200
Leinster	164	19,655	120	60%	24%	9%	7%	152
Munster	601	57,326	95	61%	24%	8%	8%	168
Ulster	26	1,832	70	69%	19%	8%	4%	127
National Statistics	824	82,081	100	60%	23%	8%	8%	165

* Geometric Mean Herd SCC



% Herd Breakdown for the 10 day period, 25-APR-2018 To 04-MAY-2018								
ICBF.com	No. Herds Recorded	No. Cows Recorded	Avg Herd Size	Best 20% SCC	Best 40% SCC	Average SCC**	Worst 40% SCC	Worst 20% SCC
Connaught	30	2,657	89	106	135	189	282	390
Leinster	164	19,655	120	85	128	163	202	276
Munster	601	57,326	95	100	148	168	198	282
Ulster	26	1,832	70	65	114	128	156	237
National Statistics	824	82,081	100	97	143	167	200	282

** Percentile Herd SCC Rank (Median SCC)

