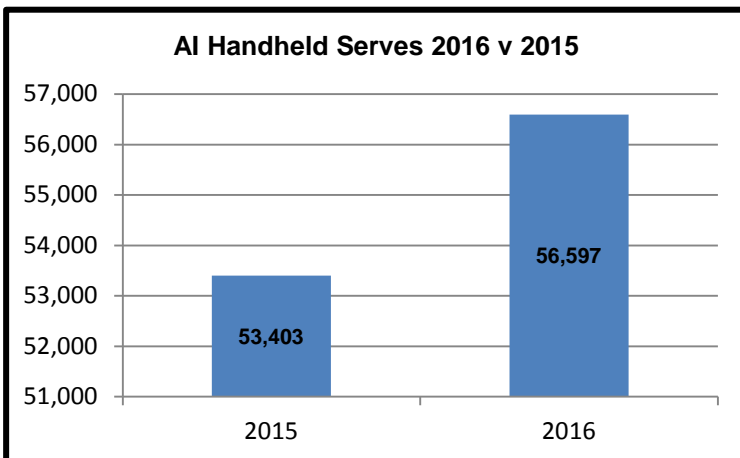
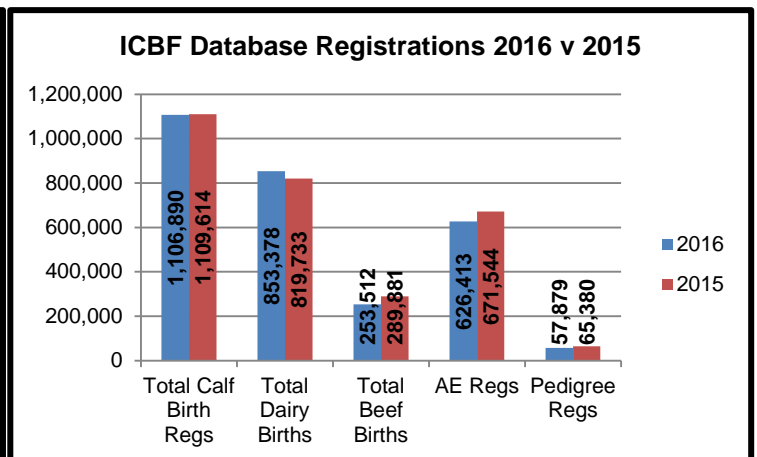
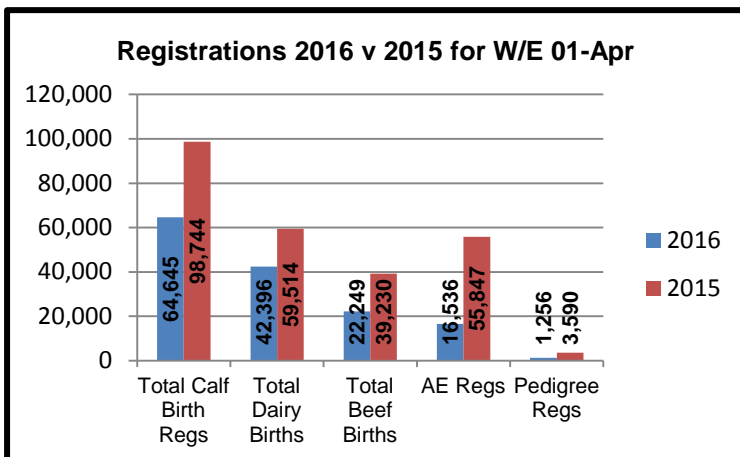


## ICBF Weekly Update 1<sup>st</sup> April 2016

### 1 Important Dates

- ICBF Board Meeting** – Thursday 5<sup>th</sup> May 2016 at 10:00, Killeshin Hotel, Portlaoise,
- ICBF AGM Meeting** – Thursday 5<sup>th</sup> May at 12:30, Killeshin Hotel, Portlaoise.
- Sheep Ireland AGM Meeting** – Thursday 5<sup>th</sup> May 2016 at 14:00, Killeshin Hotel, Portlaoise
- Sheep Board Meeting** – Thursday 5<sup>th</sup> May 2016 at 15:00, Killeshin Hotel, Portlaoise.

### 2 Database



- The stats above are compiled with the assistance of DAFM AIM systems.
- BVD test results continue to be received at ICBF and are being processed accordingly. There have been 1,139,049 results received since January 1<sup>st</sup>, of which 89,135 have come in the last 7 days. Since the beginning of the voluntary phase in 2012, 8.46. million results have now been received.
- The chart shows Inseminations recorded on AI Handhelds in 2016 compared with 2015.

### 3 ICBF Board Meeting 31<sup>st</sup> March

Topics covered at the ICBF Board meeting yesterday included:

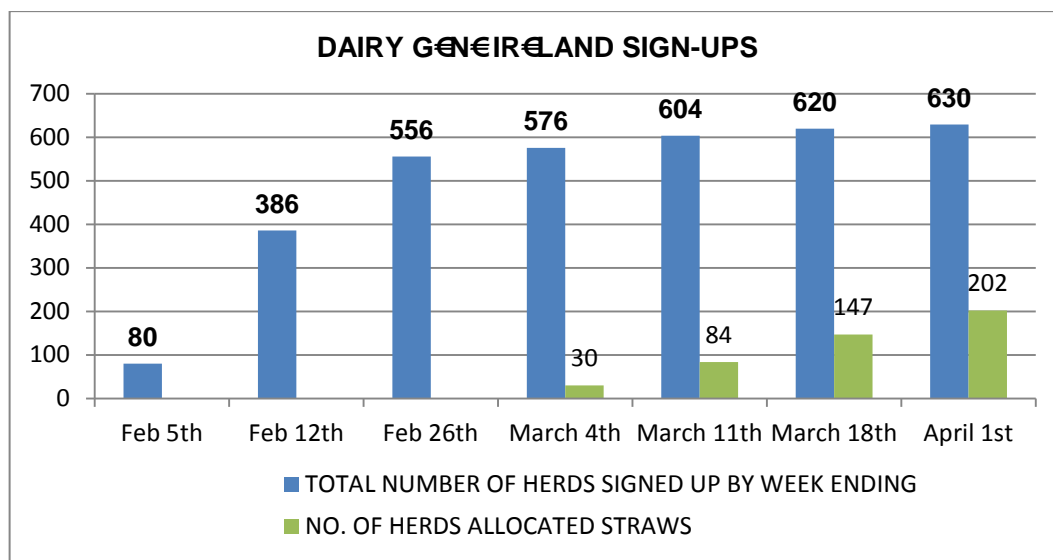
- The adoption by the board of the 2015 Audited Accounts.
- An update on the latest developments in relation to the Beef Genomics and Data Programme, including the progress being made on Genomic Evaluations.
- A presentation on the current status of the Gene Ireland Dairy, Beef, and Dairy Beef Programmes.

## 4 GENEIRELAND® Dairy

### BREED PACKS AND AVERAGE EBI'S

- **Holstein-Friesian:** €374
- **Pure Friesian :** €269
- **Multi Breed:** €290

- ✚ The **Multi Breed** pack includes Jersey (and Jersey Cross bulls), together with Holstein-Friesian bulls for comparative purposes.
- ✚ 630 herds are signed up to date, taking a total of 25,635 straws.
- ✚ Allocations are ongoing for the next number of weeks dependent on semen availability.
- ✚ Participants will receive inbreeding reports and details of bulls allocated.
- ✚ To learn more or to order straws please phone **1850 600 900**.



## 5 GENEIRELAND® Beef

- ✚ Sign Ups are continuing for the Gene Ireland Beef programme.
- ✚ 327 herds taking a total of 4250 straws have joined so far.
- ✚ The average order is 13 straws per herd.
- ✚ The catalogue is available to view at the link below.
- ✚ [https://issuu.com/herdplus/docs/2016\\_spring\\_brochure](https://issuu.com/herdplus/docs/2016_spring_brochure)
- ✚ To learn more or to order straws please phone **023 8820452**.

| Code   | Name of Bull         | Breed | Straws Ordered |
|--------|----------------------|-------|----------------|
| AA2063 | Mogeely Evitas       | AA    | 445            |
| CH2154 | Polar Joe 2          | CH    | 215            |
| CH2221 | Jarret               | CH    | 260            |
| HE2148 | Ballyaville Hamlet   | HE    | 455            |
| LM2242 | Edakkya              | LM    | 320            |
| ZKY    | Kyle Herd Ivan       | PT    | 450            |
| PI2157 | Kilree Leo           | PI    | 140            |
| ZBZ    | Breffni Muzz         | SA    | 355            |
| SH2181 | Coolvin Dominator    | SH    | 90             |
| ETP    | Curaheen Evolution P | SI    | 470            |

- ✚ Approximate total straws ordered to date for the remaining bulls are in table above.

## 6 Herd Plus®

- Please remember to fill out Sire Advice by April 3<sup>rd</sup> to have bulls printed on breeding charts.
- ICBF Spring 2016 Dairy Breeding brochure is now available to view – Click the link below to view.
- [https://issuu.com/herdplus/docs/spring\\_dairy\\_active\\_bull\\_list\\_2016](https://issuu.com/herdplus/docs/spring_dairy_active_bull_list_2016)
- HerdPlus Beef Output reports are now available online to view. All Beef output reports have been posted to herd-owners.
- Farmers can now genotype all their female calves which will allow them to make a more informed decision around breeding and culling potential replacements. This service could cost herd-owners as little as €2/head. Please contact HerdPlus on **1850 600 900** or **023 8820452** for further details.

## 7 Milk Recording

### National Milk Recording Statistics - Herds, Cows & EDIY 01/04/16

| Milk Recording Organisation | Total Herds Recorded YTD 01/04/16 | No. EDIY Herds YTD 01/04/16 | % Herds EDIY | Total No. Cows Recorded YTD 01/04/16 | No. EDIY Cows YTD 01/04/16 | % Cows EDIY |
|-----------------------------|-----------------------------------|-----------------------------|--------------|--------------------------------------|----------------------------|-------------|
| Munster                     | 1,931                             | 318                         | 16%          | 139,561                              | 27,623                     | 20%         |
| Progressive                 | 1,274                             | 320                         | 25%          | 103,683                              | 26,161                     | 25%         |
| Tipperary                   | 27                                | 10                          | 37%          | 1,745                                | 637                        | 37%         |
| <b>Total</b>                | <b>3,232</b>                      | <b>648</b>                  | <b>20%</b>   | <b>244,989</b>                       | <b>54,421</b>              | <b>22%</b>  |

### Recorded Cows by Milk Recording Organisation - Year on Year Comparison

| Milk Recording Organisation | YTD 2015 Cows Recorded 01/01/15- 01/04/15 | YTD 2016 Cows Recorded 01/01/16- 01/04/16 | 2016 vs 2015 Year on Year Difference (%) |
|-----------------------------|---|---|--|
| Munster                     | 148,059                                   | 139,561                                   | -5.7%                                    |
| Progressive                 | 106,255                                   | 103,683                                   | -2.4%                                    |
| Tipperary                   | 2,089                                     | 1,745                                     | -16.5%                                   |
| <b>Total</b>                | <b>256,403</b>                            | <b>244,989</b>                            | <b>-4.5%</b>                             |

## 8 Sheep Ireland

### Ovigen DNA Collection Update

- The first major phase of the Ovigen project will be coming to an end next week when the final flocks will be visited for DNA collection. In total around 286 flocks were visited to date and we expect to have 10,000 mature ewe and ram tissue samples collected by the end of next week. We would like to thank breeders that took part in the project for their co-operation and they will no doubt be rewarded with more accurate breeding values for their flocks in the years ahead as a result.

### Deadline for Submission of 2016 Lambing Data

- The last day of April (Saturday 30<sup>th</sup>) is the deadline for the entry of lambing data onto the Sheep Ireland database. Any lambs entered onto the database after this point will not receive Euro-Star evaluations for 2016. Regular reminders will be sent to breeders over the coming weeks to ensure the deadline is not missed. Breeders should aim to have their lambing information uploaded to the database at their earliest

convenience after lambing as this is the best way to record the most accurate data and because of this would be rewarded with a higher DQI.

### LambPlus Weight Recording

- Any flocks that started lambing in January should already have their 40 day weights collected and February lambing flocks should also be collecting theirs now also. We would encourage breeders to enter their weights on the database as soon as possible after collection.

### Sheep Ireland Board Meeting 31<sup>st</sup> March 2016

Topics covered at the Sheep Ireland Board meeting yesterday included:

- The adoption by the board of the 2015 Audited Accounts.
- Flockbook Meeting/Workshop** – It was agreed that another follow up meeting with all the breed societies should take place in late April in advance of the next Board Meeting on May 5<sup>th</sup>. This meeting will be used as a chance to update breed societies on the latest developments with Sheep Ireland, the breed society screens, catalogue generation and Ovigen as well as A.O.B.
- Genetic Linkage/Connectedness** – It was agreed that flocks should get another update on their flocks genetic linkage status in early May once all the lambing information has been added to the database after the April 30<sup>th</sup> deadline.
- Updates** – The Board was also given an update on LambPlus performance recording in 2016, Ovigen and the Pilot project, Evaluation protocols and the CPT lambing. A more detailed update will be provided on the CPT at the next Board Meeting once we have had more time to validate all the data.

**Sean Coughlan** Chief Executive, ICBF & Sheep Ireland, Highfield House, Shinagh, Bandon Co. Cork., Phone: +353 238 820 222, Email [info@icbf.com](mailto:info@icbf.com). **Registered Office:** Irish Cattle Breeding Federation Society Ltd trading as "ICBF", Highfield House, Shinagh, Bandon, Co Cork. Registered Dublin, Ireland. Registration Number 4914R, Industrial and Provident Societies Acts, 1893 to 1978. Web: [www.icbf.com](http://www.icbf.com).  
**Registered Office:** Sheep Database Ltd trading as "Sheep Ireland". Highfield House, Shinagh, Bandon, Co Cork. Registered Dublin, Ireland. Registration Number 465004, Companies Acts 1963 to 2006. Web: [www.sheep.ie](http://www.sheep.ie).

## National Milk Recording Results for the 10 day period, 23-MAR-2016 To 01-APR-2016

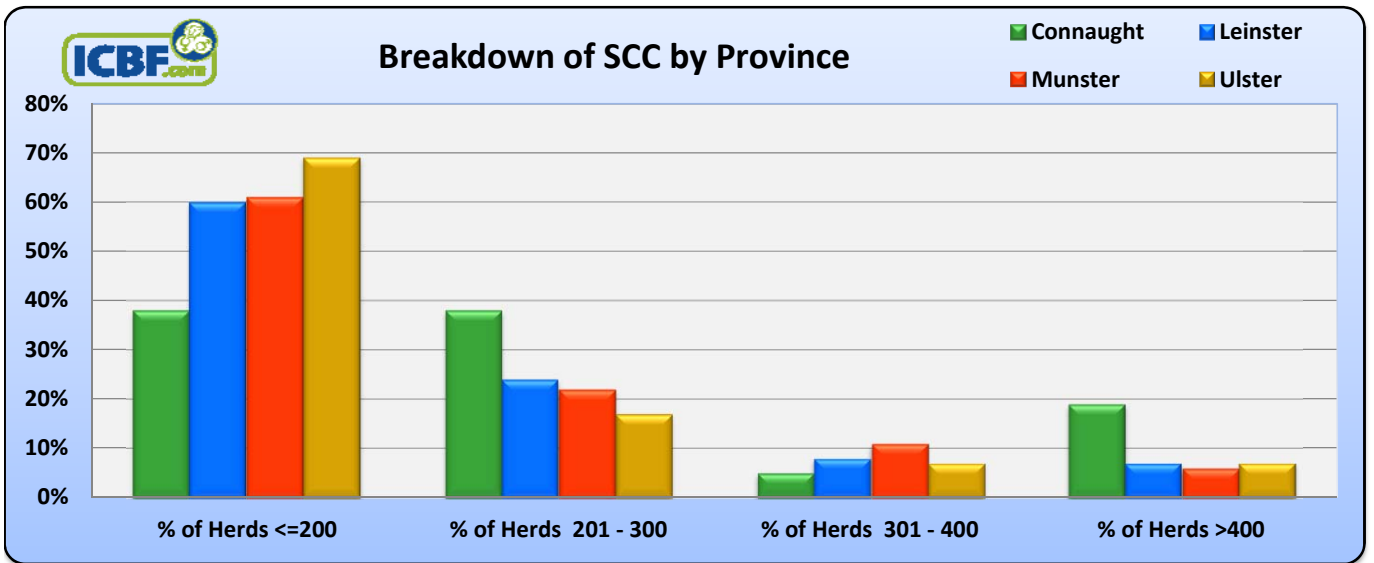
| ICBF                       | No. Herds Recorded | No. Cows Recorded | Avg Herd Size | Avg Milk kg/Cow | Average Fat % | Average Protein % | Average F+P kg | Average SCC* |
|----------------------------|--------------------|-------------------|---------------|-----------------|---------------|-------------------|----------------|--------------|
| Connaught                  | 21                 | 1,183             | 56            | 27.0            | 4.19          | 3.31              | 2.02           | 231          |
| Leinster                   | 107                | 10,470            | 98            | 26.9            | 4.12          | 3.35              | 2.00           | 163          |
| Munster                    | 386                | 30,943            | 80            | 26.6            | 4.01          | 3.31              | 1.95           | 176          |
| Ulster                     | 29                 | 1,718             | 59            | 26.5            | 3.89          | 3.27              | 1.90           | 134          |
| <b>National Statistics</b> | <b>543</b>         | <b>44,314</b>     | <b>82</b>     | <b>26.7</b>     | <b>4.03</b>   | <b>3.31</b>       | <b>1.96</b>    | <b>172</b>   |

\* Geometric Mean Herd SCC

## SCC Distribution for the 10 day period, 23-MAR-2016 To 01-APR-2016

| ICBF                       | No. Herds Recorded | No. Cows Recorded | Avg Herd Size | % of Herds <=200 | % of Herds 201 - 300 | % of Herds 301 - 400 | % of Herds >400 | Average SCC* |
|----------------------------|--------------------|-------------------|---------------|------------------|----------------------|----------------------|-----------------|--------------|
| Connaught                  | 21                 | 1,183             | 56            | 38%              | 38%                  | 5%                   | 19%             | 231          |
| Leinster                   | 107                | 10,470            | 98            | 60%              | 24%                  | 8%                   | 7%              | 163          |
| Munster                    | 386                | 30,943            | 80            | 61%              | 22%                  | 11%                  | 6%              | 176          |
| Ulster                     | 29                 | 1,718             | 59            | 69%              | 17%                  | 7%                   | 7%              | 134          |
| <b>National Statistics</b> | <b>543</b>         | <b>44,314</b>     | <b>82</b>     | <b>61%</b>       | <b>22%</b>           | <b>10%</b>           | <b>7%</b>       | <b>172</b>   |

\* Geometric Mean Herd SCC



### % Herd Breakdown for the 10 day period, 23-MAR-2016 To 01-APR-2016

| ICBF                       | No. Herds Recorded | No. Cows Recorded | Avg Herd Size | Best 20% SCC | Best 40% SCC | Average SCC** | Worst 40% SCC | Worst 20% SCC |
|----------------------------|--------------------|-------------------|---------------|--------------|--------------|---------------|---------------|---------------|
| Connaught                  | 21                 | 1,183             | 56            | 156          | 223          | 236           | 257           | 353           |
| Leinster                   | 107                | 10,470            | 98            | 89           | 152          | 173           | 201           | 260           |
| Munster                    | 386                | 30,943            | 80            | 116          | 150          | 172           | 192           | 280           |
| Ulster                     | 29                 | 1,718             | 59            | 73           | 113          | 148           | 171           | 265           |
| <b>National Statistics</b> | <b>543</b>         | <b>44,314</b>     | <b>82</b>     | <b>110</b>   | <b>151</b>   | <b>172</b>    | <b>196</b>    | <b>281</b>    |

\*\* Percentile Herd SCC Rank (Median SCC)

