

**Dairy Calving Statistics  
(01/07/2015 --- 30/06/2016)**

LoCall 023 882 0452

Herd Owner: SAMPLE  
Herd Number: IE1234567  
Print Date: 08/09/2016  
Page: 1(3)

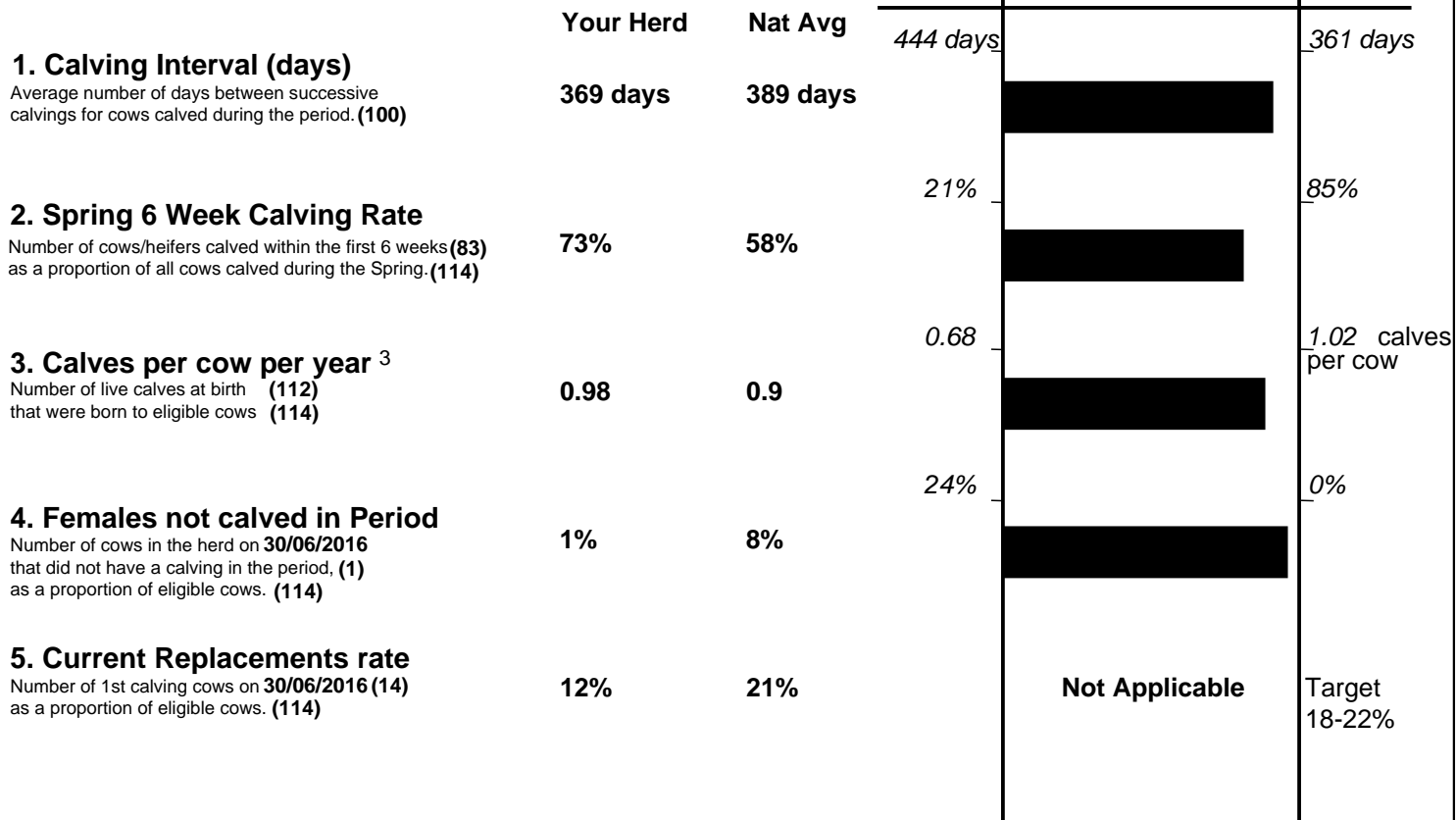
**(a). Summary Data** - Report is based on dairy cows that calved between 01/07/2015 and 30/06/2016 . (Embryo births excluded)

**Spring Calving Dates**

	Start Calving	Median Calving <sup>1</sup>	Last Calving	Calving Period	Avg Age Calving
<b>Cows</b>	31/01/2016	27/02/2016	17/05/2016	15 weeks + 2 days	5y 2m
<b>Heifers</b>	31/01/2016	16/02/2016	13/03/2016	6 weeks + 0 days	1y 11m

	All			Heifers			Eligible Cows <sup>2</sup>	
	Total	Male	Female	Total	Male	Female		
<b>Total Calves born</b>	115	52	63	14	2	12		<b>114</b>
<b>Calves Live at Birth</b>	113	50	63	14	2	12		<b>114</b>
<b>Calves Dead at Birth</b>	2	2	0	0	0	0		<b>24/02/2016</b>

**(b). Top 5 Key Performance Indicators (KPI's)**



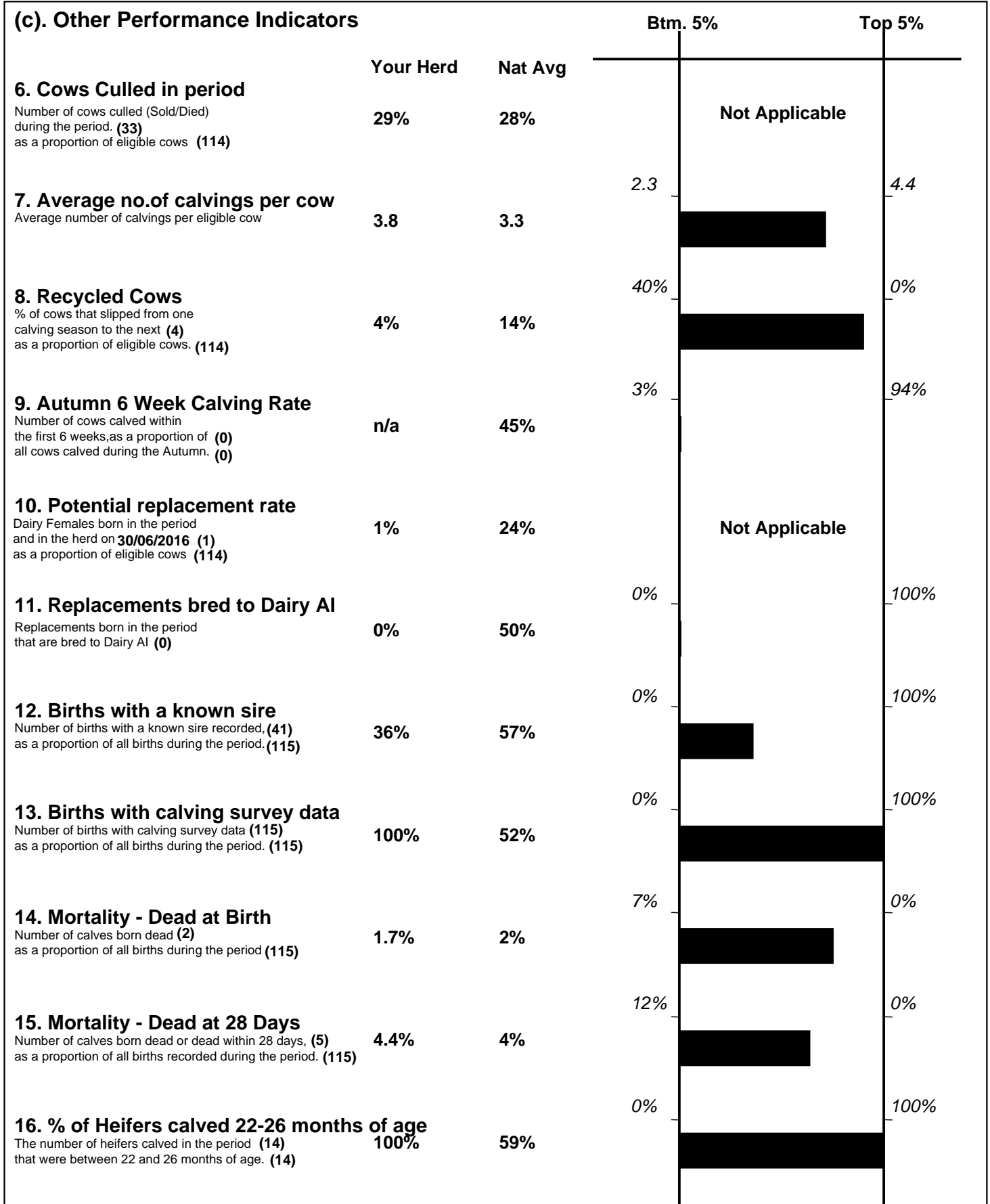
**Explanatory Notes**

- 1. Median Calving Date:** Date on which 50% of your cows have calved.
- 2. Eligible Cows:** Number of dairy cows in the herd on 30/06/2016
- 3. Calves per cow per year:** Number of calves born to eligible cows & live at birth / eligible cows.

**Dairy Calving Statistics  
(01/07/2015 --- 30/06/2016)**

LoCall 023 882 0452

Herd Owner: **SAMPLE**  
Herd Number: **IE1234567**  
Print Date: **08/09/2016**  
Page: **2(3)**

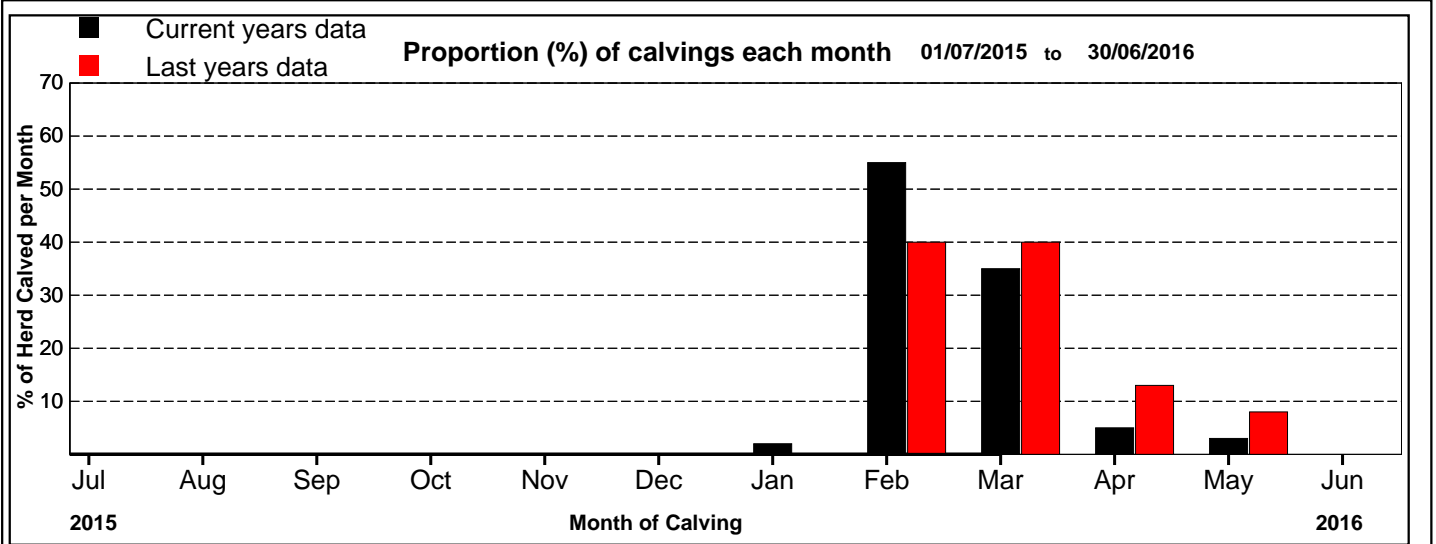


**Dairy Calving Statistics**  
(01/07/2015 --- 30/06/2016)

LoCall 023 882 0452

Herd Owner : SAMPLE  
Herd Number: IE1234567  
Print Date: 08/09/2016  
Page: 3(3)

**d. Current Calving Pattern**



2015			2016		
Month	No. Calved	% Calved	Month	No. Calved	% Calved
Jul	0	0	Jan	2	2
Aug	0	0	Feb	63	55
Sep	0	0	Mar	40	35
Oct	0	0	Apr	6	5
Nov	0	0	May	3	3
Dec	0	0	Jun	0	0

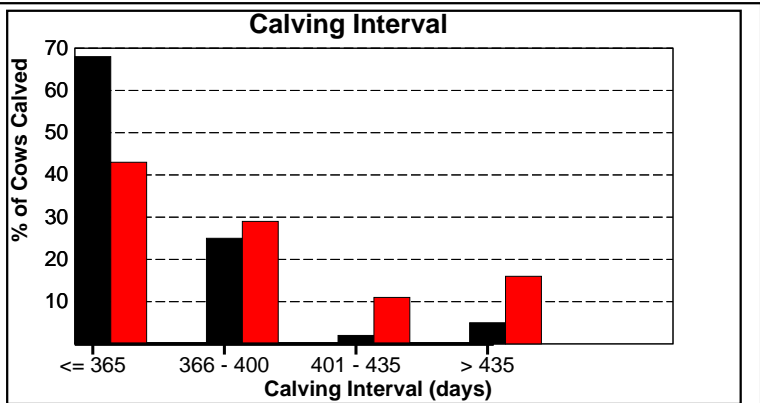
Calving Survey Data (1-4)		
	No.	%
Total Calf Births	115	-
With a Calving Survey	115	100
<b>Breakdown of Data</b>		
	No.	%
1 (Normal)	96	83
2 (Some Assistance)	16	14
3 (Serious Difficulty)	2	2
4 (Veterinary Assistance)	1	1

**e. Additional Information**

**A. Calving Interval**

Calving Interval	No. Calved	% Calved
% Cows calved <= 365 days	68	68
% Cows calved 366 - 400 days	25	25
% Cows calved 401 - 435 days	2	2
% Cows calved > 435 days	5	5

■ Your Herd  
■ National Average



**B. Number of Calvings**

Calvings	No. cows	% of cows
1st Calving	14	12
2nd Calving	23	20
3rd - 4th Calving	39	34
5th - 7th Calving	32	28
> 7th Calving	6	5

■ Your Herd  
■ National Average

