



Irish Cattle Breeding Federation  
ANNUAL REPORT 2015



HEAD OFFICE:  
Highfield House, Shinagh, Bandon, Co. Cork, Ireland

T:+353 (023) 88 20222  
F:+353 (023) 88 20229  
E:query@icbf.com

[www.icbf.com](http://www.icbf.com)





**Annual Report  
For Calendar Year 2015**

**Irish Cattle Breeding Federation Society  
Limited (ICBF)**

## Table of Contents

<b>SUMMARY of 2015</b> .....	<b>3</b>
<b>MISSION</b> .....	<b>4</b>
<b>Genomics</b> .....	<b>4</b>
Genomic Services	
Dairy Genomics	
Dairy Females	
Beef	
<b>Genetic Evaluations</b> .....	<b>5</b>
Common to Beef and Dairy	
Dairy Specific	
Beef Specific	
Interbeef	
<b>Cattle Breeding Services</b> .....	<b>6</b>
Services to Herd Books	
Milk Recording	
Electronic Data from Farms	
Electronic Data from Technicians	
Health and Disease Service	
HerdPlus®	
Sire Advice	
Advisory Support Service	
Milk Processors	
OptiMIR	
<b>Breeding Schemes</b> .....	<b>9</b>
GENEIRLAND® Dairy and Beef	
Genetic Gain – Dairy	
Tully	
Genetic Gain – Beef	
Beef Gene Ireland	
<b>Financials</b> .....	<b>11</b>
2015 Results	
<b>Resources</b> .....	<b>11</b>
People	
Offices	
Tully	
Database Computers	
EDIY Calibration Laboratory	
<b>Communications</b> .....	<b>12</b>
Industry Presentations	
Web Site	
Weekly Update	

**International ..... 12**  
**Support ..... 12**  
**Future Prospects ..... 13**  
**Financial Statements for Year Ended 31 Dec 2015 ..... 16**





## SUMMARY of 2015

ICBF exists to benefit our farmers, our agri-food industry and our communities through genetic gain. We do this through the delivery of high value, low cost services from the cattle breeding database, by developing and applying science and technology to ensure our farmers and industry make the most profitable and sustainable decisions. The headline project at ICBF early in the year was the Beef Data and Genomics Scheme. Over 26,000 farmers joined the scheme, and while there were some concerns about the scheme requirements, farmers responded extremely well to the job of tagging the stock bull, and a number of cows and younger stock. The first test genomic evaluations appeared at the end of 2015, and official evaluations with genomic data included will be available in Summer 2016.

On both dairy and beef, we continue to be focused on providing a breeding infrastructure that will facilitate on-going profitability and sustainability of the sectors.

In 2015 the major contributions ICBF made towards its mission included:

- The continued high usage of genomically selected (GS) bulls in dairy cattle breeding, with an increase in the numbers of females genotyped
- Working with the Beef and Dairy Herdbooks to in the genotyping of all newly registered pedigree stock bulls to ensure correct parentage
- Delivery on behalf of the Dept of Agriculture (DAFM) of the Beef Data and Genomics Programme (BDP).
- Growth in the HerdPlus<sup>®</sup> service to Beef and Dairy herds to 17,500 herds.
- Continuation of the new Maternal Beef Breeding Programme, including the continued use of Tully in its role as a performance test centre for commercial cattle.
- Continuation of the roll-out of the Coop Performance Report in collaboration with milk processors, and the use of the ICBF database in their strategic planning efforts
- Provision of the background information system to support the Animal Health Ireland ([www.animalhealthireland.ie](http://www.animalhealthireland.ie)) BVD eradication program, again with over 2,000,000 animals tested in 2015.

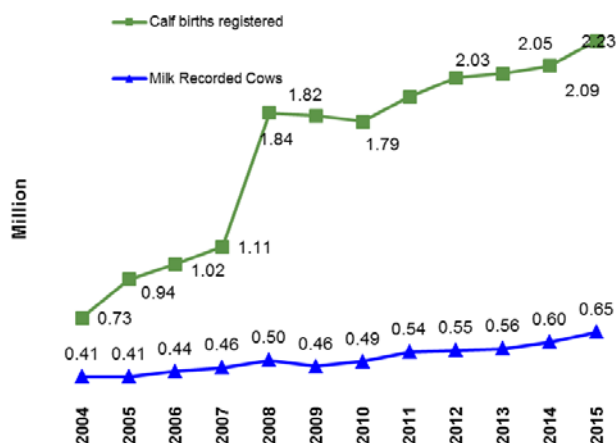


Figure 1

In 2015, 79,116 herds, with 2.21 million calvings (dairy and beef) (Figure 1) were participating in one or more aspects of the ICBF database. The uptake of milk recording was at an all-time high (Figure 1).

The 2015 Beef Data and Genomics Programme, which followed on from the 2014 Programme, has continued to enhance the amount of data on beef cattle (as well as providing genotypes) in Ireland and has enabled substantial further progress in the development of our genetic evaluations for traits relevant to beef cattle in Ireland.

The ICBF cattle breeding database continues to improve the accuracy and scope of both beef and dairy genetic evaluations. As in previous years, 2015 saw these improved evaluations being used by the AI companies to locate Irish bred Holstein Friesian bulls for subsequent progeny testing through the GEN<sup>®</sup> IRELAND<sup>®</sup> dairy program. They also continued to facilitate the wide use of GS bulls at a young age. The Irish dairy industry is benefiting from more rapid genetic gain giving rise to cows that are more productive, more fertile and more robust. In 2015 beef genetic evaluations for calving, docility, direct weaning weight, carcass, maternal milk and female fertility all benefited significantly from the extra data collected through the Dept of Agriculture schemes, as well as data received from a variety of other sources. As beef and dairy breeding decisions are increasingly based on these more accurate genetic evaluations, the opportunity for increased profitability of beef and dairy farming is being advanced.

Thanks to continued strong support from DAFM, solid tag income, and robust service income from our service providing partners, ICBF's finances remain sound.

Our research has shown that those herds who are fully engaged across the range of cattle breeding services are more profitable. Thus, the ICBF strategic plan is focused on increasing farmer uptake of those recording and breeding services that give them the greatest economic returns. The focus on how this will be done is through greater engagement with the service providers and industry stakeholders. ICBF's development effort is increasingly focused on streamlining the flow of data from all sources, while improving the quality of the information returned to farms. Initiatives with industry partners are being undertaken to use the ICBF database to provide better quality information to improve decision-making at farm, service providers, and industry, research and breeder levels.

As part of ICBF's commitment to facilitate Animal Health Ireland (AHI) there has been a substantial amount of database development work again in 2015 to support AHI's various initiatives.

## MISSION

ICBF exists to benefit our farmers, our agri-food industry and our wider communities through genetic gain. We do this by the application of science and technology to ensure that our farmers and industry make the most profitable and sustainable decisions. Genetic improvement comes about when the parents of the next generation are genetically superior to their contemporaries. Bringing about improvement requires:

- Identification, ancestry and quantitative data on those traits of importance for large numbers of animals in each generation.
- A genetic evaluation system to identify the genetically superior animals in each generation. An essential part of the genetic evaluation system is a scientific knowledge of the objectives and principles of cattle breeding.
- A breeding scheme design that ensures the required data is available, and that farmers use genetically superior animals in each generation.
- Well informed farmers and industry partners who willingly provide accurate data from their own farms and make full use of the information available in their breeding and farm management decisions.

The ICBF Strategy continues to have at its core the engagement of farmers in the use of cattle breeding services. This is the primary focus of ICBF's activities.

This Annual Report has been prepared for the purpose of providing ICBF shareholders and other stakeholders with a summary of activities and achievements in relation to the objectives of the Society for the 2015 calendar year.

## Genomics

Cattle breeding continues to undergo a transformation as a result of the use of genomics. This technology is enabling increased rates of gain and reduced costs, in particular those associated with large scale progeny testing.

That Ireland is able to lead in the exploitation of genomic technology is a consequence of a number of key factors.

- The availability of large volumes of phenotypic data on large numbers of animals in the ICBF database
- Having access to highly skilled and well-motivated technical staff in both ICBF and Teagasc.
- Partnerships with international collaborators that are providing access to knowledge, technology and research material.
- The creation of one of the world's biggest databases of genomic data.
- Access to the ICBF database and genetic evaluation system, to support the research and, roll out subsequent genomic services to the industry
- Dairy and beef farmers who are convinced of the merits of the EBI and Eurostar Indexes respectively and use them as the main basis for selecting AI sires and stock bulls.
- A forward looking AI breeding industry that responds quickly to the availability of new technology, and is willing to invest to help them better meet the needs of Irish farmers.
- One of the significant achievements in this area in 2015 was the implementation of the initial stages of the Beef Data and Genomics Programme, which has created the genotype database to facilitate the implementation of genomics for beef cattle in Ireland.

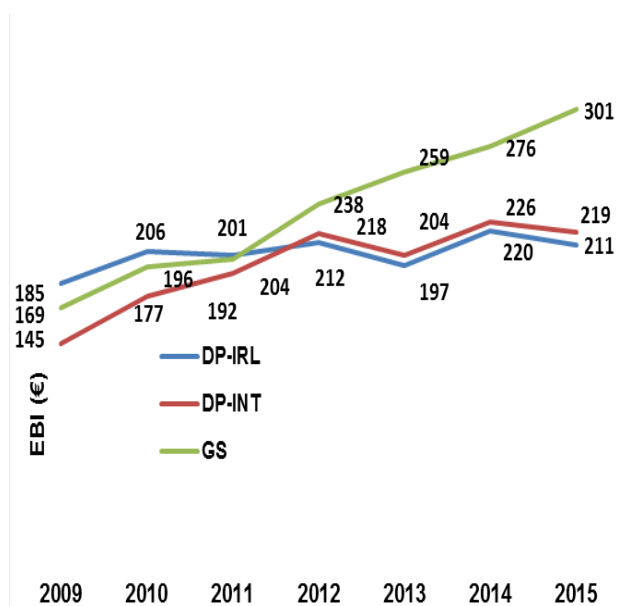
## Genomic Services

ICBF continues to develop the infrastructure to enable the Irish cattle breeding industry to fully exploit the benefits of genomic information while at the same time minimising costs. During 2015 the focus continued to be on enhancing the systems and ser-

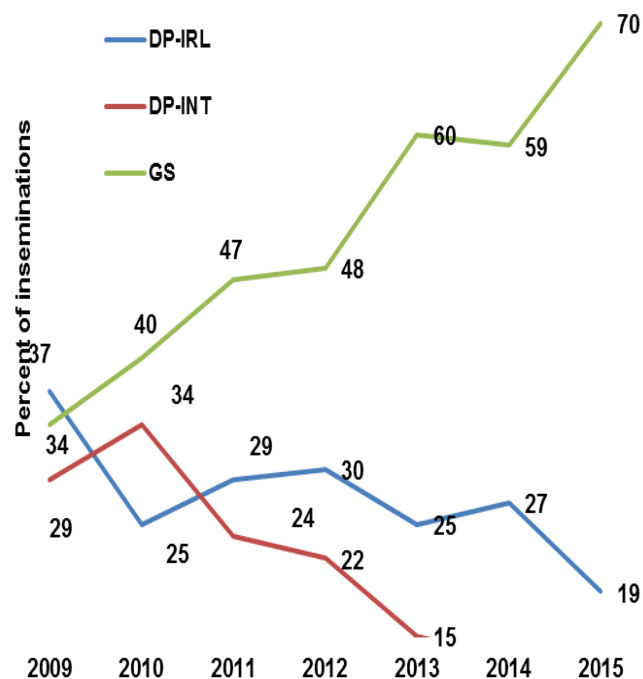
vices to support the process from selecting a calf for genotyping through collecting a tissue sample, to sending the sample to the lab for testing, to receiving the genotype back into the ICBF database, to incorporating the genomic information in the genetic evaluation for the animal and finally, to the distribution of the results. One of the critical elements we focused on in again in 2015 was on reducing the turnaround times, especially in relation to dairy bull calves during the spring season. The 2015 Beef Data and Genomics Programme really pushed the systems to the limit with around 300,000 genotypes processed.

### Dairy Genomics

2015 saw the on-going roll-out of genomic selection for dairy cattle. In spring 2015, 70% of recorded dairy inseminations were from such bulls. Refer to figure 2 for a summary of the EBI and uptake over the last number of years.



**Figure 2a.** Average EBI for daughter proven in Ireland (DP-IRL), daughter proven internationally (DP-INT) and genomically selected (GS) bulls



**Figure 2b.** Percent of inseminations for daughter proven in Ireland (DP-IRL), daughter proven internationally (DP-INT) and genomically selected (GS) bulls

### Dairy Females

2015 saw an increased emphasis on the genotyping of females and many farmers now see the genotyping of young stock as a routine part of running their dairy enterprise. As the cost of genotyping continues to fall, the levels of genotyping of heifers by farmers will increase significantly.

### Beef

The development of genomic selection for beef cattle breeding has progressed significantly in 2015. The launch of the Beef Data and Genomics Programme by DAFM saw a major shift in the level of Beef Genotyping and will see Ireland publish across breed genomic evaluations in 2016.

### Genetic Evaluations

Our overall goal is to ensure the ready availability of accurate genetic evaluations for all traits, breeds and animals (national & international) of significance to



Irish cattle farmers. Open consultation meetings provide a forum where the breeding industry and the development team meet and discuss developments in genetic evaluations.

Our strategy is spread over traits common to beef and dairy, and those specific to dairy or beef.

### Common to Beef and Dairy

Our strategy for traits common to beef and dairy is to research, develop, implement and continuously improve across-breed evaluations that make optimal use of all national and international data relevant to calving, fertility, survival, beef production, and suckler-cow maternal traits.

Having started in 2005, across breed genetic evaluations for a wide range of calving and beef traits are routinely provided to the Irish cattle breeding industry. These evaluations enable animals of all breeds (beef and dairy) to be compared with each other for many traits including direct and maternal calving ease, gestation length, calf mortality, carcass weight, carcass grade, carcass fat score and mature cow live weight. These developments have been made possible by the widespread use of the animal events recording system by farmers to report calving details, and by access to mart and slaughter records from the industry.

### Dairy Specific

Our goal for the dairy herd is to continuously enhance the accuracy and relevance of the EBI (Economic Breeding Index) as a guide for breeding dairy replacements. We are also seeking to continuously improve genetic evaluations for all the current traits and introduce new traits as the research allows.

The economic values in the EBI are reviewed each year. The research on the genetics of Health and Disease traits will continue to get a lot of focus, and the initial results are quite compelling. We continued our work on the Test Day Model, and will look to implement a base change for the EBI in 2016.

### Beef Specific

Our strategy is to research, develop, implement and continuously improve the accuracy and relevance of the EuroStar index as a guide for beef breeding decisions. Significant developments in 2015 included:

- The modification of the weightings of the replacement index, with more emphasis on milk and fertility.

- A significant amount of research around incorporating genomics into our beef evaluations which will be implemented in 2016.
- Research into traits around meat eating quality.

Throughout 2015, the Beef Data Programme and Beef Genomics Scheme played a key role in building the data set on which genetic evaluations are based. This was critical, as on-going supply of quality data is critical to building confidence around the genetic evaluations for the beef traits.

### Interbeef

ICBF is playing an important leadership role in the development of Interbeef to facilitate the international evaluation of beef breeds and traits. In 2015, significant progress was made around the weaning weight evaluations with the first official evaluations published.

### Cattle Breeding Services

The level of participation in cattle breeding services continues to grow. This firstly benefits herd owners who are now using breeding stock that give greater farm profitability. It is also providing a substantial benefit to ICBF's members who are enjoying increased service uptake, with the benefits that an integrated database brings. This in turn provides valuable data and service income to ICBF.

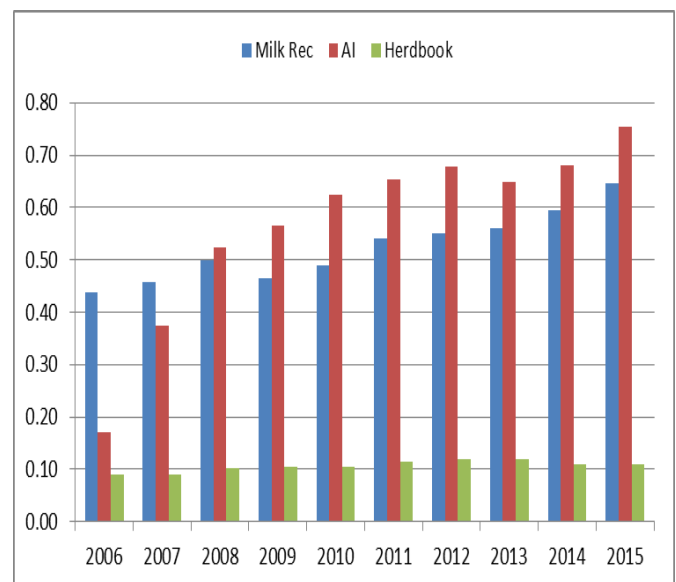


Figure 4. Cattle breeding participation (millions).

## Services to Herd Books

There was on-going development in relation to the herdbook processing service in 2015. The major initiative around the genotyping of pedigree males born in 2013/2014 paved the way for more extensive levels of genotyping in 2015 through the Beef Data and Genomics Programme.

## Milk Recording

ICBF's strategy is to work closely with its milk recording members, and to make full use of new technology to reduce labour, reduce inconvenience for farmers and to reduce the cost of recording. Our long term goal is to help the service providers increase usage of milk recording to 10,000 dairy herds.

In 2015 the uptake of milk recording was at an all-time high record of 0.65 million cows (across 6,637 herds), an 8% increase on milk recording in 2014 and representing over 50% of dairy cows. This was an excellent performance by the milk recording organisations.

The EDIY (electronic do-it-yourself) service continues to grow to farmers because it reduces labour costs, both on-farm and off-farm, through automation and the use of electronic data collection. The cost of the meters, while relatively high on a unit basis, is minimised through achieving high utilisation over many farms. This service has attracted new herds to milk recording as well as taking the place of the conventional recording service. 36% of cows milk recorded in 2015 were recorded under the EDIY service.

## Electronic Data from Farms

Our strategy is to work closely with service-providing members to expand farmer electronic data recording through the introduction of new recording systems and increased usage of electronic systems at farm level. Results for 2015 again show growth in ICBF website usage. The bull search on the ICBF website was used for over 1.5m searches in 2015, a 10% increase on the 2013 figures. The development of our website (pc and mobile versions) to collect data directly from farms, when coupled with the wide range of links to DAFM, and other systems, provides great potential to reduce the cost of animal events recording and processing, while, at the same time, reducing error levels and providing farmers with a more responsive information service.

## Electronic Data from Technicians

In close collaboration with AI members and other AI field service licence holders, a handheld computer

based system for recording AI technician inseminations was launched in 2006. In 2015 some 690,000 inseminations were recorded through this system, an increase of 10% on the 2014 figure, in line with a strong AI season. (figure 6).

This system has eliminated delays due to processing dockets while at the same time providing farmers with near real-time information for mating decisions. The facility for avoiding inbred matings has proven to be particularly useful in pedigree matings where comprehensive data is available for bulls and cows.

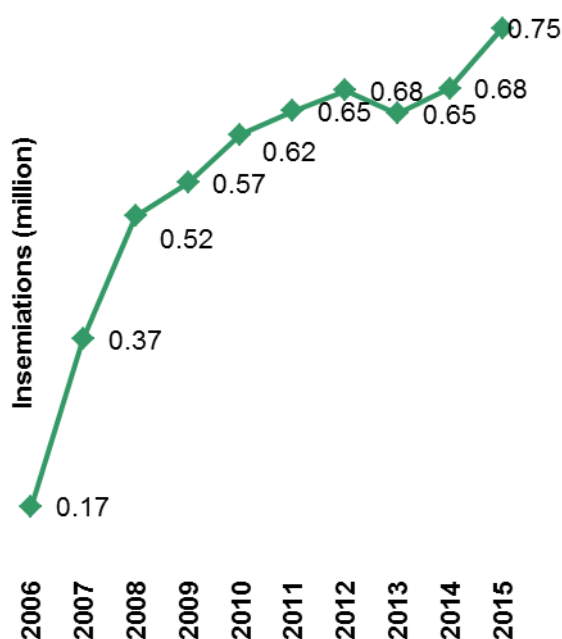


Figure 6. Inseminations recorded via AI Handhelds.

## Health and Disease Service

Our strategy is to extend the genetic indices to include a greater focus on the Animal Health and Welfare traits. This has become an area of increasing focus for ICBF and our service providers as we move towards better evaluations for all 'Cost of Production' traits. Our relationship with Animal Health Ireland continues to be particularly constructive in delivering value for the Irish industry. In 2015 this included the provision by ICBF of the key information system infrastructure for the AHI National Programmes.

## HerdPlus®

In September 2006 the HerdPlus® service for dairy herds was launched with the goal of providing dairy herd owners with management information that they

would find valuable. In 2007 the service was extended to beef herds. The HerdPlus<sup>®</sup> service is built around genetic evaluations and reproduction information on a whole-herd basis. By focusing on the needs of farmers, ICBF has been able to design, build and market a service that dairy and beef farmers are finding particularly good value for money.

The HerdPlus<sup>®</sup> service has enabled ICBF to save on costs associated with providing information (e.g. EBI reports, breeding charts, and cow reports) to farmers who did not require it and to generate income by providing information to those farmers who value it.

HerdPlus<sup>®</sup> (refer to figure 7):

### Sire Advice

To ensure farmers have ready access to breeding advice, ICBF's strategy is to ensure a sire advice facility is available to all cattle farmers to guide the selection of the most suitable sires for use in their herds, and to ensure that cows are mated to those sires that give the best economic returns in the future.

The service, first introduced in spring 2007, has been progressively enhanced on the basis of farmer feedback and the service for spring 2015 incorporated the most recent suggestions.

Criteria used in the advice include; avoidance of inbreeding, minimization of risk from lethal genes and maximization of future profits from the resulting progeny. The information is provided to the farmer, the farmer's breeding adviser(s) and is downloaded to the handheld computers used by AI technicians.

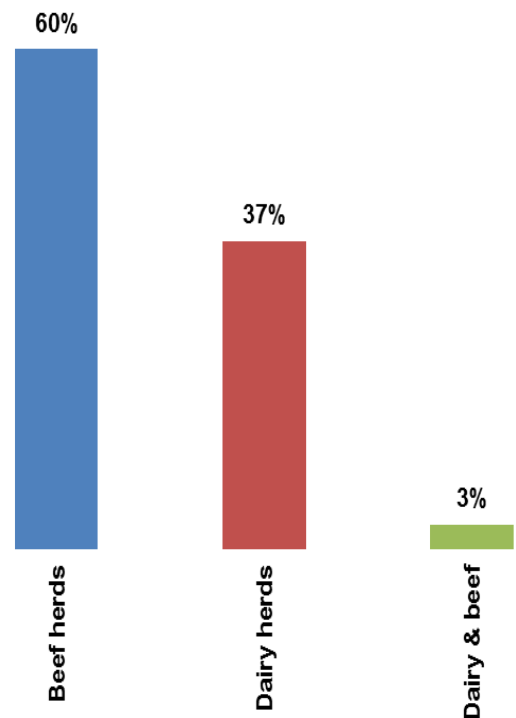


Figure 7. HerdPlus<sup>®</sup> percentages in 2015.

### Advisory Support Service

ICBF is providing an information service to Teagasc advisors, private advisors and Veterinarians. The service provides advisors with access to herd reports (with herd owners' permission) along with discussion group information and analyses of herd performance statistics. This service reduces the amount of time advisors need to spend on gathering and analysing data, thus freeing up time for focusing on farm management decisions.

### Milk Processors

The Coop Performance Report, which has been developed in partnership with milk processors, continued to be very popular in 2015. This service makes use of data held in the respective databases (ICBF and processor) to provide herd owners with information that allows them to assess the performance of their herd on a number of key performance indicators.

### OptiMIR

ICBF continued its partnership with Teagasc and fifteen Milk Recording and Research organisations in other EU countries. The OptiMIR ([www.optimir.eu](http://www.optimir.eu)) project which finished in 2015 focused on improving

the sustainability of milk production by providing improved management information to herds. A new industry group will continue on from where the Optimir project has left off and ICBF will continue to be centrally involved in future initiatives in the area of spectral data.

## Breeding Schemes

ICBF's strategy is to ensure that the cattle breeding industry achieves optimal economic returns for Irish cattle farmers. This requires a clear understanding of both optimal breeding scheme design and the currently operating design for each breed of cattle in Ireland. Further, it implies that ICBF will then seek to ensure the industry moves towards the optimal design. This approach is most advanced for the Holstein Friesian breed, and huge credit must go to the indigenous AI companies and IHFA for the proactive approach they have taken to genotyping large volumes of animals.

## GENEIRLAND® Dairy and Beef

Our strategy is to work closely with NCBC, Dovea and other AI organisations to provide support for bull selection and progeny testing, in tightly targeted herds, in order to achieve the optimal design for dairy and beef breeds in Ireland.

In 2005 and 2007 respectively for dairy and beef, the GENEIRLAND® progeny test schemes were launched in collaboration with the AI industry. The number of bulls (figure 9) progeny tested and herds participating (figure 10) remains strong. Genomics has led to a stabilising in the overall numbers of bulls being tested through GENEIRLAND®

## Genetic Gain – Dairy

The genetic trends in dairy bulls on the Active Bull list relative to the dairy replacements born each year are shown in figure 11. The strong rate of increase seen over the past few years has been maintained due to the continued use of genomic selection.

The net impact on the future national dairy herd is improved profitability from increased milk production (increased protein, increased fat and no increase in water), and improved fertility (shorter calving intervals) from more robust cows (greater survival).

These improved trends are a direct result of ICBF's efforts and demonstrate that ICBF is delivering, in conjunction with the cattle breeding industry, on its mission of increasing the rate of genetic gain in Irish dairy cattle.

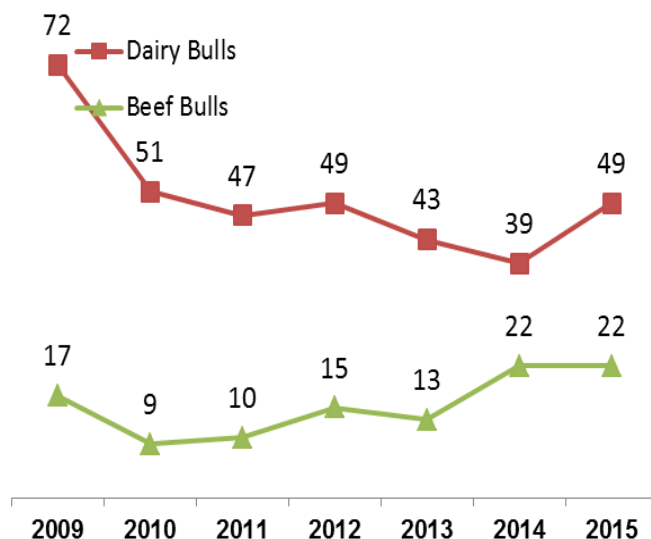


Figure 9. Bulls tested in GENEIRLAND® dairy and beef Progeny test programs.

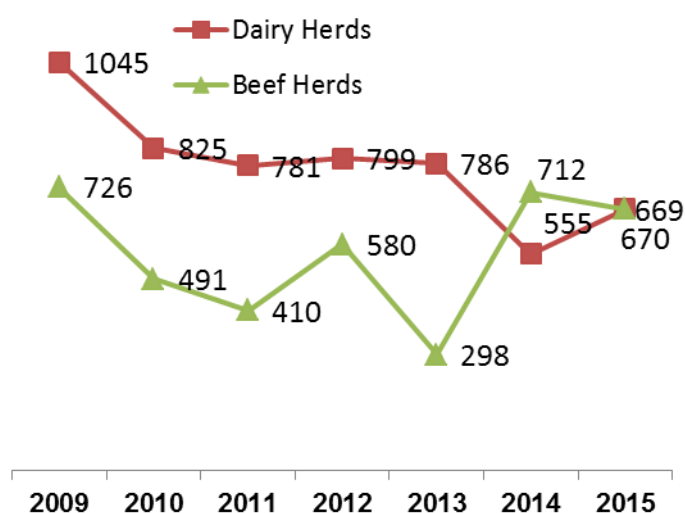
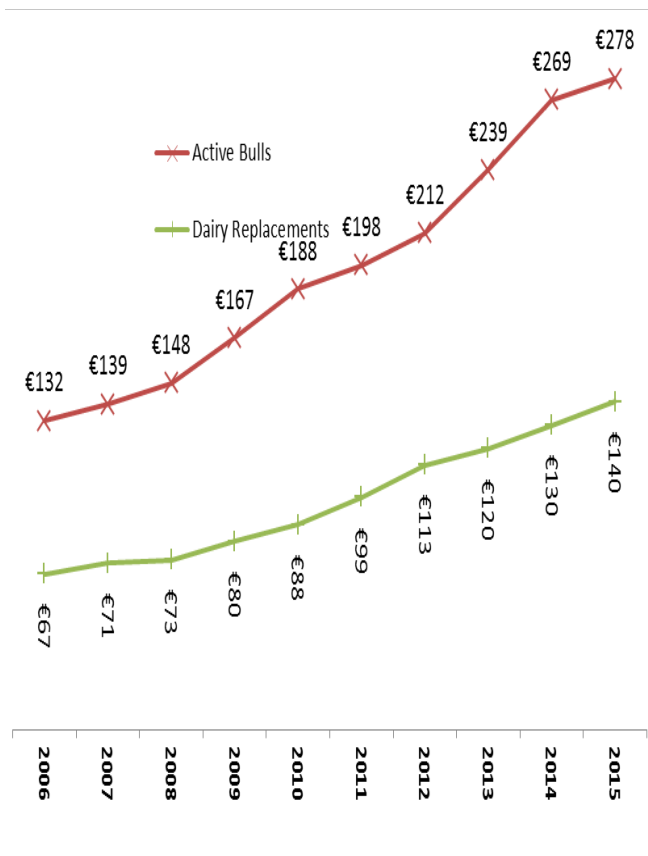


Figure 10. Herds participating in GENEIRLAND® dairy and beef progeny test programs.



**Figure 11.** EBI averages by birth year for females and for bulls on active bull list in each year

## Tully

The role of Tully was significantly changed at the end of 2012 and it continues to provide extremely valuable data to the industry. Continued investment from DAFM in a new electronically feed measurement system has improved efficiency at the centre. It has proved to be a very worthwhile exercise with excellent cooperation between ICBF, Teagasc, and the meat processors to ensure that the maximum amount of data is captured from those animals.

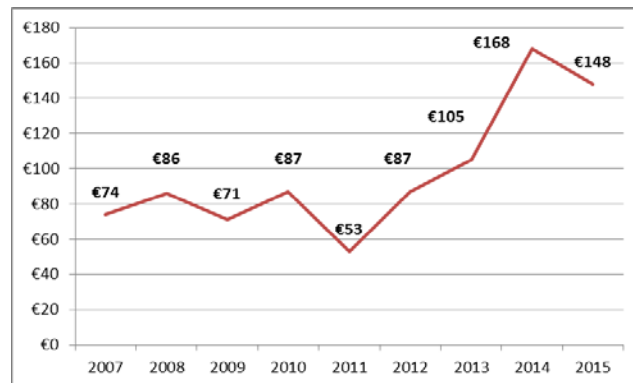
The future role of Tully is as an integral element of GENEIRELAND®.

## Genetic Gain – Beef

Genetic progress in the suckler herd continues to be slow. While gain is positive on the Terminal index, it is declining on the Maternal Index. The slight overall gains are slow relative to the optimal rates that are achievable from well designed and well executed beef breeding programs. Ireland faces a major challenge addressing the decline in the Replacement Index, and the on-going profitability of the suckler industry is largely dependent on this.

## Beef Gene Ireland

The Beef Gene Ireland programme continues to operate make good progress. A review is currently being finalised as to how we improve it, as we move it towards an optimum model.



**Figure 12.** Replacement index (€) for Gene Ireland Beef Bulls

The initiatives are as follows:

- **Maternal Bull Breeder Programme.** This element of the Beef Gene Ireland programme was designed to (a) achieve more accurate and complete data in beef breeding herds and (b) place more emphasis on maternal traits in pedigree beef breeding.
- **Weight recording.** The operation of a National Weight Recording Service continued in 2015, and with a network of 29 contractor technicians operating throughout the country. While uptake has been disappointing, we will continue to look to increase the levels of on-farm weight recording taking place.
- **GENE IRELAND® Beef Progeny Testing Scheme.** The model by which the progeny testing is carried out underwent a significant change in 2013 and 2015 was the second full year of implementation. ICBF is now buying the bulls for testing from breeders, in consultation with the breed societies, commercial farmers, and the AI industry.
- **Genomics.** DAFM's Beef Data and Genomics Programme, a huge initiative by international standards, has moved the level of genomics data on beef animals to a new level.



## Financials

### 2015 Results

The final audited result for 2015 is a surplus of €147,000 which compares with a surplus of €74,987 for 2014 (figure 13).

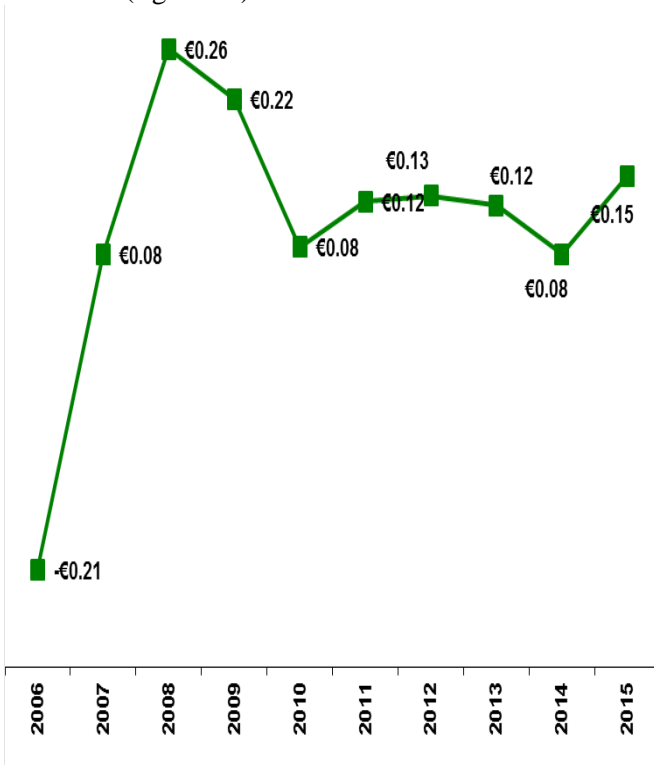


Figure 13. Financial outcome 2002 to 2015 in € million.

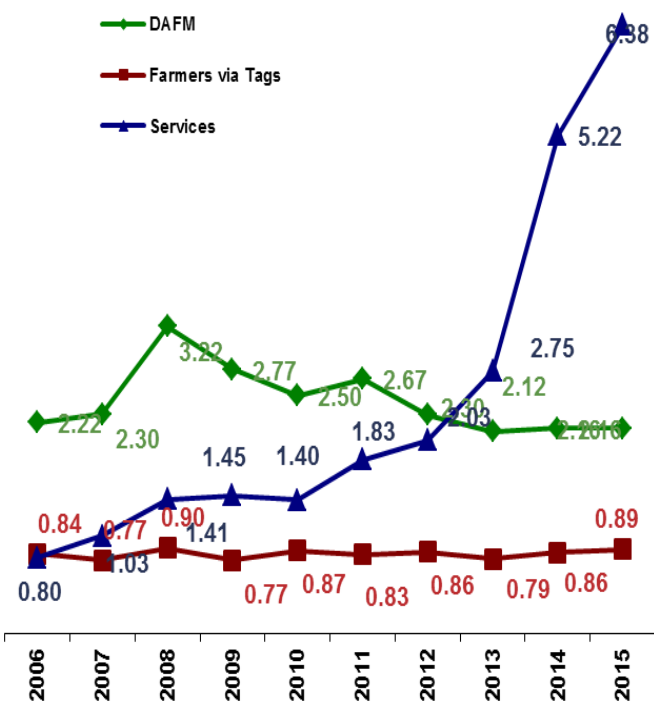


Figure 14. Income trends in € million.

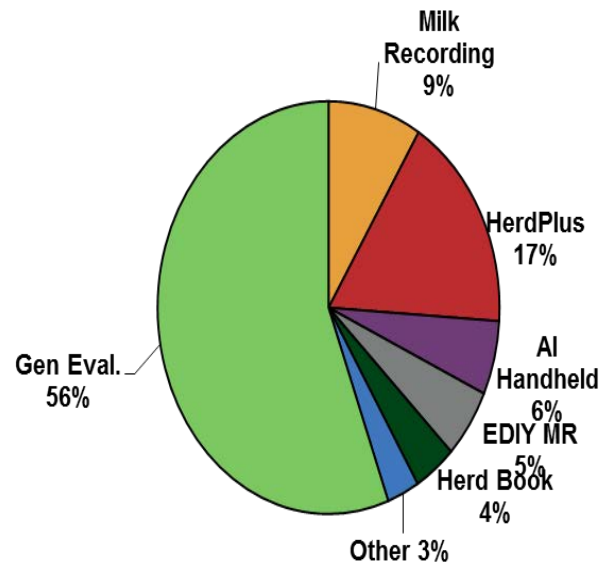


Figure 15. Breakdown of services income

In 2015 ICBF cash income (figures 14, 15) included contributions from the following sources:

- DAFM in the form of a Grant, Suckler Scheme costs, and NDP contributions to infrastructure projects. NDP made contributions towards GEN€ IR€ LAND®, and projects for the development of genetic evaluations and the development of systems for collecting data and reporting information to farmers.
- Cattle farmers through the Tag Contributions and
- The cattle breeding industry and farmers through service fees. The income from this source has grown to 56% of total revenue in 2015 primarily due to the increase in genotyping revenues.

These funds cover the cost of on-going operations and the cattle breeding infrastructure projects undertaken in 2015 as outlined in the audited accounts.

## Resources

ICBF is using a number of resources in pursuit of its mission. These include:

### People

ICBF is a small organisation employing a total of 53 people. During 2015, as in previous years, staff and

contractors put in a magnificent effort in achieving the many goals established under ICBF's strategic plan.

## Offices

ICBF's main office and database computers are based at Highfield House which is a property owned by Shinagh Estates Limited (SEL) near Bandon, Co. Cork. The accommodation is rented from SEL. In 2009 these offices were renovated to provide extra and improved accommodation as required by ICBF.

## Tully

The Bull Performance Test Centre at Tully, Co. Kildare is leased from DAFM. These facilities are in good condition, albeit of an older design standard, and have required some modification and routine maintenance to meet ICBF's requirements.

## Database Computers

ICBF's database runs on computers located in Highfield House and Shinagh House. The ICBF database is constantly undergoing development and upgrades in order to keep on top of the ever growing requirements associated with increased volumes of data, especially in the new era of genomics.

## EDIY Calibration Laboratory

This laboratory, located in Bandon, houses specialist equipment, which is used to ensure the EDIY electronic milk meters used by the industry are performing according to specification.

## Communications

ICBF is involved in communicating on a wide range of subjects to a large national and international audience involved in all aspects of cattle breeding. Irish achievements in cattle breeding are being noticed internationally as the national infrastructure moves closer to the leading edge.

Our communications include:

## Industry Presentations

ICBF continues to be heavily involved in presenting information to the Irish cattle breeding industry through a wide range of meetings and conferences. ICBF is typically involved in three to five meetings per week with farmers and industry staff. ICBF also participates in a number of international conferences presenting papers and playing an active role in leading the development of cattle breeding internationally.

## Web Site

The ICBF web site ([www.icbf.com](http://www.icbf.com)) provides a wide range of information to Irish farmers and the cattle breeding industry. All herd owners can access their own herd reports (using a sign-on and password) and can also make the reports available to designated advisors. The growth in usage is illustrated in figure 5.

The publications section of the website is a repository for copies of the many presentations made by members of the ICBF team in 2015 and previous years.

## Weekly Update

Every Friday ICBF provides via its website an Update covering its activities. This has become well established as a source of the latest information on a wide range of issues of interest to ICBF stakeholders.

## International

ICBF maintains a number of importance international linkages including:

- providing leadership for the development of international beef genetic evaluations through the ICAR Interbeef Working Group,
- participation in international research forums including EAAP, and
- participation in international research collaborations including the EU funded OptiMIR project.

This international network enables ICBF to keep up to date with scientific developments relevant to Irish cattle breeding.

## Support

ICBF wishes to acknowledge and express its appreciation for the support and co-operation received from a large number of individuals and organisations. The relationships we have with the cattle breeding service providers are crucially important in delivering the benefits at farm level. The collaborative nature of ICBF's activities depends to a large extent on the goodwill of its membership, the wider agricultural community and cattle farmers.

The leadership and support provided by DAFM has been a key to the success of ICBF. DAFM has long recognised the value that can be created through the availability of a well-integrated cattle breeding database.

The financial support provided through the NDP towards the creation of an efficient cattle breeding infrastructure is now delivering benefits to farmers, to the cattle breeding industry and to the wider commu-

nity. We wish to acknowledge this support and express our appreciation for the leadership and vision that DAFM provides to our industry and cattle breeding in particular.

These many and substantial acts of financial goodwill have been accompanied by a great deal of moral support which the team working for ICBF really appreciates.

## **Future Prospects**

2015 has been a year where we have continued to exploit the new cattle breeding technologies for the benefit of Irish farmers. There are real challenges ahead in keeping up with the world's best in terms of the use of data and technology, and it will require ongoing investment.

However, the key to ICBF's success remains the same - the application of good science, a focus on the needs of farmers, working closely with our stakeholders and a 100% commitment to delivering by a talented and dedicated team.

We are most fortunate to operate in an environment where ICBF's vision is shared by our Board, our members, DAFM, and, most importantly, Irish Farmers.


**Sean Coughlan**

**John O'Sullivan**

**Chief Executive**

**Chairman**







## IRISH CATTLE BREEDING FEDERATION SOCIETY LIMITED

---

### SOCIETY INFORMATION

#### COMMITTEE OF MANAGEMENT

Mr. J. O'Sullivan (Chairman)	Mr. J. Lynch ( <i>resigned 29 January 2015</i> )
Mr. D. Beehan	Mr. P. Mulvehill
Mr. M. Doran	Mr. G. Ryan
Mr. V. Gorman	Mr. R. Whelan
Mr. P. Kelly	Mr. T. Fitzgerald
Mr. P. Ryan ( <i>resigned 10 July 2015</i> )	Mr. H. Burns
Mr. T. Wilson	Mr. M. Ryan
Mr. K. Kiersey	Mr. T.J. O'Sullivan ( <i>appointed 10 July 2015</i> )
Mr. K. Kinsella	Mr. D. Buckley ( <i>appointed 29 Jan 2015</i> )
Mr. R. Hinchion ( <i>appointed 29 Jan 2016</i> )	( <i>resigned 29 Jan 2016</i> )

#### SECRETARY

Mr. J. Carty,  
Department of Agriculture, Food and the Marine,  
Pavilion A,  
Grattan Business Park,  
Portlaoise,  
Co. Laois.

#### CHIEF EXECUTIVE

Mr. S. Coughlan

#### SOCIETY'S ADDRESS AND REGISTERED OFFICE

Highfield House,  
Shinagh,  
Bandon,  
Co. Cork.

#### SOLICITORS

P. J. O'Driscoll & Sons,  
Solicitors,  
South Main Street,  
Bandon,  
Co. Cork.

#### BANKERS

AIB Bank,  
South Main Street,  
Bandon,  
Co. Cork.

#### AUDITORS

Ernst & Young,  
Chartered Accountants,  
City Quarter,  
Lapps Quay, Cork.

**COMMITTEE OF MANAGEMENT'S RESPONSIBILITIES STATEMENT**  
**For the year ended 31 December 2015**

The committee are responsible for preparing the financial statements in accordance with applicable law and regulations.

The Industrial and Provident Societies Acts, 1893 to 2014 requires the committee to prepare financial statements for each financial year. Under that law the committee have elected to prepare the financial statements in accordance with accounting standards issued by the Financial Reporting Council and promulgated by the Institute of Chartered Accountants in Ireland, including FRS 102 *The Financial Reporting Standard applicable in the UK and Republic of Ireland* (Generally Accepted Accounting Practice in Ireland).

In preparing these financial statements, the committee are required to:

- Select suitable accounting policies and then apply them consistently;
- Make judgements and estimates that are reasonable and prudent;
- State whether the financial statements have been prepared in accordance with applicable accounting standards, identify those standards, and note the effect and reasons for any material departure from those standards; and
- Prepare the financial statements on the going concern basis unless it is inappropriate to presume that the society will continue in business.

The committee is responsible for keeping proper accounting records that disclose with reasonable accuracy at any time the financial position of the Society and which enables it to ensure that the financial statements are prepared in accordance with Irish Generally Accepted Accounting Practice and with the Industrial and Provident Societies Acts, 1893 to 2014. It is also responsible for safeguarding the assets of the Society and hence for taking reasonable steps for the prevention and detection of fraud and other irregularities

On behalf of the Committee of Management

John O'Sullivan  
Chairman

Michael Doran  
Vice Chairman

31 March 2016

## **INDEPENDENT AUDITOR'S REPORT TO THE MEMBERS OF IRISH CATTLE BREEDING FEDERATION SOCIETY LIMITED**

We have audited the financial statements of Irish Cattle Breeding Federation Society Limited for the year ended 31 December 2015 which comprise the Income and Expenditure Account, the Statement of Comprehensive Income, the Statement of Changes in Equity, the Statement of Financial Position, the Statement of Cash Flows and the related notes 1 to 19. The financial reporting framework that has been applied in their preparation is Irish law and accounting standards issued by the Financial Reporting Council and promulgated by the Institute of Chartered Accountants in Ireland, including FRS 102 *The Financial Reporting Standard applicable in the UK and Republic of Ireland* (Generally Accepted Accounting Practice in Ireland).

This report is made solely to the society's members, as a body, in accordance with section 13 of the Industrial and Provident Societies Act, 1893 to 2014. Our audit work has been undertaken so that we might state to the society's members those matters we are required to state to them in an auditor's report and for no other purpose. To the fullest extent permitted by law, we do not accept or assume responsibility to anyone other than the society and the society's members as a body, for our audit work, for this report, or for the opinions we have formed.

### ***Respective responsibilities of committee of management and auditors***

As explained more fully in the Committee of Management's Responsibilities Statement set out on page 3, the committee are responsible for the preparation of the financial statements giving a true and fair view. Our responsibility is to audit and express an opinion on the financial statements in accordance with Irish law and International Standards on Auditing (UK and Ireland). Those standards require us to comply with the Auditing Practices Board's Ethical Standards for Auditors.

### ***Scope of the audit of the financial statements***

An audit involves obtaining evidence about the amounts and disclosures in the financial statements sufficient to give reasonable assurance that the financial statements are free from material misstatement, whether caused by fraud or error. This includes an assessment of: whether the accounting policies are appropriate to the society's circumstances and have been consistently applied and adequately disclosed; the reasonableness of significant accounting estimates made by the committee of management; and the overall presentation of the financial statements. In addition, we read all the financial and non-financial information in the Annual Report to identify material inconsistencies with the audited financial statements and to identify any information that is apparently materially incorrect based on, or materially inconsistent with, the knowledge acquired by us in the course of performing the audit. If we become aware of any apparent material misstatements or inconsistencies we consider the implications for our report.

**INDEPENDENT AUDITOR'S REPORT TO THE MEMBERS OF IRISH CATTLE BREEDING  
FEDERATION SOCIETY LIMITED (Continued)**

***Opinion on financial statements***

In our opinion the financial statements

- give a true and fair view of the state of the society's affairs as at 31 December 2015 and of its surplus for the year then ended; and
- have been properly prepared in accordance with FRS 102 *The Financial Reporting Standard applicable in the UK and Republic of Ireland*;

As required by Section 13(2) of the Industrial and Provident Societies Act 1893 to 2014, we examined the balance sheets showing the receipts and expenditure, funds and effects of the society, and verified the same with the books, deeds, documents, accounts and vouchers relating thereto, and found them to be correct, duly vouched, and in accordance with law.

Ernst & Young  
Chartered Accountants and Registered Auditors

Cork

6 April 2016

**INCOME AND EXPENDITURE ACCOUNT**  
**for the year ended 31 December 2015**

	<i>Note</i>	<i>2015</i> €	<i>2014</i> €
Income – continuing operations		7,685,480	8,742,349
Operating expenses		(7,527,235)	(8,676,014)
Operating surplus – continuing operations		<u>158,245</u>	<u>66,335</u>
Finance lease interest		(24,351)	–
Bank interest received		13,158	9,500
Surplus on ordinary activities before taxation		<u>147,052</u>	<u>75,835</u>
Tax on surplus on ordinary activities	3	–	–
Surplus on ordinary activities after taxation		<u><u>147,052</u></u>	<u><u>75,835</u></u>

Approved by the Committee of Management on

John O’Sullivan  
Chairman

Michael Doran  
Vice Chairman

31 March 2016



**IRISH CATTLE BREEDING FEDERATION SOCIETY LIMITED**

---

**STATEMENT OF COMPREHENSIVE INCOME**  
**for the year ended 31 December 2015**

	<i>Note</i>	2015 €	2014 €
Income and Expenditure Surplus for the financial year		147,052	75,835
Total comprehensive income for the year		<u>147,052</u>	<u>75,835</u>

**IRISH CATTLE BREEDING FEDERATION SOCIETY LIMITED****STATEMENT OF CHANGES IN EQUITY  
for the year ended 31 December 2015**

	<i>Share capital</i> €	<i>Income and expenditure account</i> €	<i>Total</i> €
At 1 January 2014	2,027,022	896,651	2,923,673
Surplus for year	-	75,835	75,835
	<hr/>	<hr/>	<hr/>
At 31 December 2014	2,027,022	972,486	2,999,508
Surplus for year	-	147,052	147,052
	<hr/>	<hr/>	<hr/>
At 31 December 2015	<u>2,027,022</u>	<u>1,119,538</u>	<u>3,146,560</u>

**IRISH CATTLE BREEDING FEDERATION SOCIETY LIMITED**

**STATEMENT OF FINANCIAL POSITION  
at 31 December 2015**

	<i>Note</i>	<i>2015</i> €	<i>2014</i> €
<b>FIXED ASSETS</b>			
Project development expenditure	4	5,061,443	4,713,660
Tangible fixed assets	5	998,367	80,332
		<u>6,059,810</u>	<u>4,793,992</u>
<b>CURRENT ASSETS</b>			
Stocks	6	1,296,509	211,637
Debtors	7	1,609,502	1,738,922
Cash at bank		1,606,262	1,620,182
		<u>4,512,273</u>	<u>3,570,741</u>
CREDITORS (amounts falling due within one year)	8	(3,767,400)	(2,392,382)
		<u>744,873</u>	<u>1,178,359</u>
<b>NET CURRENT ASSETS</b>			
		<u>6,804,683</u>	<u>5,972,351</u>
<b>TOTAL ASSETS LESS CURRENT LIABILITIES</b>			
CREDITORS (amounts falling due after more than one year)	9	(642,113)	-
GOVERNMENT GRANTS	11	(3,016,010)	(2,972,843)
		<u>3,146,560</u>	<u>2,999,508</u>
<b>TOTAL ASSETS LESS LIABILITIES</b>			
		<u><u>3,146,560</u></u>	<u><u>2,999,508</u></u>
<b>FINANCED BY</b>			
<b>SHAREHOLDERS' FUNDS</b>			
Share capital	13	2,027,022	2,027,022
Income and expenditure account		1,119,538	972,486
		<u>3,146,560</u>	<u>2,999,508</u>
Shareholders' funds		<u><u>3,146,560</u></u>	<u><u>2,999,508</u></u>

Approved by the Committee of Management on

John O'Sullivan  
Chairman

Michael Doran  
Vice Chairman

31 March 2016

**IRISH CATTLE BREEDING FEDERATION SOCIETY LIMITED**

**STATEMENT OF CASH FLOWS**  
for the year ended 31 December 2015

	<i>Note</i>	2015 €	2014 €
NET CASH INFLOW FROM OPERATING ACTIVITIES	14	1,077,678	1,101,453
INVESTING ACTIVITIES			
Project development expenditure		(1,885,599)	(1,617,197)
Payments for tangible fixed assets		(1,058,331)	(43,432)
Net cash flow from investing activities		(2,943,930)	(1,660,629)
FINANCING ACTIVITIES			
Project development grants received		1,010,000	1,010,000
Increase in finance leases	10	842,332	-
Net cash flow from financing activities		1,852,332	1,010,000
(Decrease)/increase in cash		(13,920)	450,824
Cash and cash equivalents at 31 Dec 2014		1,620,182	1,169,358
Cash and cash equivalents at 31 Dec 2015	14	1,606,262	1,620,182

**NOTES TO THE FINANCIAL STATEMENTS**

**31 December 2015**

**1. ACCOUNTING POLICIES**

*1.1 Statement of compliance*

Irish Cattle Breeding Federation Society Limited is a society registered in Ireland under the Industrial and Provident Societies Act 1893 to 2014. The Registered Office is Shinagh, Bandon, Co. Cork.

The society's financial statements have been prepared in accordance with applicable accounting standards issued by the Financial Reporting Council and promulgated by the Institute of Chartered Accountants in Ireland, including FRS 102 *The Financial Reporting Standard applicable in the UK and Republic of Ireland* (Generally Accepted Accounting Practice in Ireland).

The society transitioned from previously extant Irish GAAP to FRS 102 as at 1 January 2014. An explanation of how transition to FRS 102 has affected the reported financial position and financial performance is given in note 18.

*1.2 Judgements and key sources of estimation uncertainty*

The preparation of the financial statements requires management to make judgements, estimates and assumptions that affect the amounts reported for assets and liabilities as at the statement of financial position date and the amounts reported for revenues and expenses during the year. However, the nature of estimation means that actual outcomes could differ from those estimates. The following are the society's key sources of estimation uncertainty:

*(a) Project development expenditure*

Development expenditure is capitalised in accordance with the accounting policy given below. Initial capitalisation of costs is based on management's judgement that technical and economic feasibility is confirmed, usually when a product development project has reached a defined milestone according to an established project management model. In determining the amounts to be capitalised management makes assumptions regarding the expected future cash generation of the assets, discount rates to be applied and the expected period of benefits.

*(b) Impairment of non-financial assets*

Where there are indicators of impairment of individual assets, the society performs impairment tests based on fair value less costs to sell or a value in use calculation.

**NOTES TO THE FINANCIAL STATEMENTS**

**31 December 2015 (Continued)**

1. ACCOUNTING POLICIES (Continued)

1.3 *Significant accounting policies*

(a) *Accounting convention*

The financial statements are prepared under the historical cost convention. The financial statements are expressed in Euro (€).

(b) *Fixed assets and depreciation*

Fixed assets are stated at cost.

Depreciation is calculated on a straight line basis by reference to the expected useful lives as follows:

Office equipment	5 years
Tully machinery	5 years
Weighing equipment	5 years
BDGP technology	5 years

(c) *Project development expenditure*

Project development expenditure on clearly defined projects whose commercial outcome can be assessed with reasonable certainty is capitalised. When the development of these commercial projects reaches completion the society provides services to its members in return for fee income. This expenditure is amortised over the useful lives of the projects. Costs relating to fully amortised projects and the related fully amortised government grants are written off after a period of nine years from when the expenditure was incurred.

(d) *Government grants*

*Grants for operating expenditure:*

Grants received from the Department of Agriculture, Food and the Marine to fund the operations of the society are credited to the income and expenditure account so as to match them with the expenditure to which they relate.

*Grants for project development expenditure:*

Grants received towards the cost of project development expenditure are deferred and amortised over the same period in which the related project development expenditure is amortised.

(e) *Income recognition*

Income is recognised on delivery of the service. Where monies are received in advance of the related goods or services being provided, the revenue is deferred until such time as the related performance criteria have been met to recognise the sale.

(f) *Operating leases*

Operating lease costs are charged to the profit and loss account as incurred, normally on a straight line basis over the lease term.

**NOTES TO THE FINANCIAL STATEMENTS**

**31 December 2015 (Continued)**

1. ACCOUNTING POLICIES (Continued)

1.3 *Significant accounting policies*

(g) *Pensions*

The Society operates a defined contribution pension scheme for certain of its employees and its annual contributions are charged to the incomes statement in the year to which they relate.

(h) *Leasing commitments*

At the commencement of the lease term, a lessee shall recognise its rights of use and obligations under finance leases as assets and liabilities in its statement of financial position at amounts equal to the fair value of the leased asset or, if lower, the present value of the minimum lease payments, determined at the inception of the lease.

(i) *Stocks*

Stocks have been consistently valued at the lower of cost and net realisable value. Cost is based on actual invoice cost. Net realisable value comprises selling prices less appropriate selling and distribution costs.

(j) *Debtors*

Known bad debts are written off and specific provision is made for any amounts the recovery of which is considered doubtful.

(k) *Cash and cash equivalents*

Cash and cash equivalents in the statement of financial position comprise cash at banks and in hand and short term deposits with an original maturity date of three months or less. For the purpose of the statement of cash flows, cash and cash equivalents consist of cash and cash equivalents as defined above, net of outstanding bank overdrafts.

(l) *Short-term debtors and creditors*

Debtors and creditors with no stated interest rate and receivable or payable within one year are recorded at transaction price. Any losses arising from impairment are recognised in the income statement in other operating expenses.



**NOTES TO THE FINANCIAL STATEMENTS**

**31 December 2015 (Continued)**

2.	STAFF COSTS	2015	2014
		€	€
	The staff costs, including costs capitalised in project development, are comprised of:		
	Wages and salaries	2,443,750	2,088,335
	Social welfare costs	261,459	219,447
	Pension costs	101,725	16,587
		<u>2,806,934</u>	<u>2,324,369</u>

The average number of persons employed by the society in the financial year was 53 (2014: 45) and is analysed into the following categories:

	2015	2014
	No.	No.
Management	9	9
Administration	5	4
Technical	16	13
Fixed term subcontractors	23	19
	<u>53</u>	<u>45</u>

3. TAXATION

Income is exempt from tax as the Society qualifies for charitable status under the provisions of sections 207, 208 and 609 of the Tax Consolidation Act, 1997.

NOTES TO THE FINANCIAL STATEMENTS  
31 December 2015 (Continued)

4.	PROJECT DEVELOPMENT EXPENDITURE	€
	<i>Cost</i>	
	At 1 January 2015	13,582,087
	Additions	1,990,057
	Elimination of fully amortised costs (b)	(1,684,316)
		<hr/>
	At 31 December 2015	13,887,828
		<hr/>
	<i>Amortisation</i>	
	At 1 January 2015	8,868,427
	Charge for the year	1,642,274
	Elimination of fully amortised costs (b)	(1,684,316)
		<hr/>
	At 31 December 2015	8,826,385
		<hr/>
	<i>Net book value</i>	
	At 31 December 2015	5,061,443
		<hr/> <hr/>
	At 31 December 2014	4,713,660
		<hr/> <hr/>

- (a) Project development expenditure consists of computer hardware, software consultancy, database and other project costs.
- (b) Fully amortised projects are written off after a period of nine years from when the expenditure was incurred. As the project expenditure is fully amortised the write off has no impact on profits or on the carrying value of projects in the balance sheet.

NOTES TO THE FINANCIAL STATEMENTS  
31 December 2015 (Continued)

5. TANGIBLE FIXED ASSETS	<i>Office equipment</i> €	<i>BDGP technology</i> €	<i>Tully machinery</i> €	<i>Weighing equipment</i> €	<i>Total</i> €
<i>Cost</i>					
At 1 January 2015	214,334	–	68,936	78,748	362,018
Additions	13,750	1,044,581	–	–	1,058,331
At 31 December 2015	228,084	1,044,581	68,936	78,748	1,420,349
<i>Depreciation</i>					
At 1 January 2015	204,708	–	29,728	47,250	281,686
Charge for the year	9,341	104,458	10,747	15,750	140,296
At 31 December 2015	214,049	104,458	40,475	63,000	421,982
<i>Net book value</i>					
At 31 December 2015	14,035	940,123	28,461	15,748	998,367
At 31 December 2014	9,626	–	39,208	31,498	80,332

6. STOCKS	2015 €	2014 €
Livestock	296,068	199,182
Tully consumables	25,518	12,455
Other consumables	974,923	–
	1,296,509	211,637

Other consumables are comprised of testing kits (including tags) which are consumed in the provision of the Beef Data and Genomics Programme (BDGP).

The replacement cost of stocks is not considered to be materially different from the balance sheet value.

IRISH CATTLE BREEDING FEDERATION SOCIETY LIMITED

NOTES TO THE FINANCIAL STATEMENTS  
31 December 2015 (Continued)

7.	DEBTORS	2015 €	2014 €
	Trade debtors and prepayments	1,479,751	1,247,682
	Amounts due from related party ( <i>note 16</i> )	129,751	412,838
	VAT	-	78,402
		<u>1,609,502</u>	<u>1,738,922</u>
8.	CREDITORS (amounts falling due within one year)	2015 €	2014 €
	Trade creditors	1,576,221	795,963
	Obligations under finance leases ( <i>note 10</i> )	200,219	-
	Accruals and deferred income	1,893,648	1,496,642
	PAYE/PRSI	97,234	99,777
	VAT	78	-
		<u>3,767,400</u>	<u>2,392,382</u>
9.	CREDITORS (amounts falling after more than one year)	2015 €	2014 €
	Obligations under finance leases ( <i>note 10</i> )	642,113	-
		<u>642,113</u>	<u>-</u>
10.	OBLIGATIONS UNDER FINANCE LEASES	2015 €	2014 €
	Due within one year	200,219	-
	Due between one and two years	207,177	-
	Due between two and five years	434,936	-
		<u>842,332</u>	<u>-</u>

NOTES TO THE FINANCIAL STATEMENTS  
31 December 2015 (Continued)

11. GOVERNMENT GRANTS

Government grants comprise grants received from the Department of Agriculture, Food and the Marine (DAFM).

	€
<i>Received</i>	
At 1 January 2015	8,464,018
Received during year	1,010,000
Elimination of fully amortised grants (a)	(998,129)
	<hr/>
At 31 December 2015	8,475,889
	<hr/>
<i>Amortisation</i>	
At 1 January 2015	5,491,175
Credited to the income and expenditure account in year	966,833
Elimination of fully amortised grants (a)	(998,129)
	<hr/>
At 31 December 2015	5,459,879
	<hr/>
<i>Net amount</i>	
At 31 December 2015	3,016,010
	<hr/> <hr/>
At 31 December 2014	2,972,843
	<hr/> <hr/>

- (a) Consistent with the policy for related project expenditure, as outlined in Note 4, fully amortised grants are written off after a period of nine years from when the grant was received. As the grants are fully amortised the write off has no impact on profits or on the balance sheet.

IRISH CATTLE BREEDING FEDERATION SOCIETY LIMITED

NOTES TO THE FINANCIAL STATEMENTS  
31 December 2015 (Continued)

12.	FINANCIAL INSTRUMENTS	2015	2014
		€	€
	<i>Financial assets that are debt instruments measured at amortised cost:</i>		
-	Other debtors	1,025,695	761,416
	<i>Financial liabilities measured at amortised cost:</i>		
-	Finance leases	842,332	-
-	Creditors	1,576,221	795,963
		<u>                    </u>	<u>                    </u>
13.	SHARE CAPITAL	2015	2014
		€	€
	<i>Authorised:</i>		
	28,768 "A" ordinary shares of €12.697381 each	365,278	365,278
	28,768 "B" ordinary shares of €12.697381 each	365,278	365,278
	28,768 "C" ordinary shares of €12.697381 each	365,278	365,278
	73,696 "D" ordinary shares of €12.697381 each	935,746	935,746
		<u>                    </u>	<u>                    </u>
		2,031,580	2,031,580
		<u>                    </u>	<u>                    </u>
	<i>Issued and fully paid:</i>		
	28,768 "A" ordinary shares of €12.697381 each	365,278	365,278
	28,768 "B" ordinary shares of €12.697381 each	365,278	365,278
	28,409 "C" ordinary shares of €12.697381 each	360,720	360,720
	73,696 "D" ordinary shares of €12.697381 each	935,746	935,746
		<u>                    </u>	<u>                    </u>
		2,027,022	2,027,022
		<u>                    </u>	<u>                    </u>

All shares rank pari passu in all respects.

**NOTES TO THE FINANCIAL STATEMENTS**  
**31 December 2015 (Continued)**

14. NOTES TO THE STATEMENT OF CASH FLOWS

(a)	<i>Reconciliation of surplus to net cash inflow from operating activities</i>	2015	2014
		€	€
	Surplus for the year	147,052	75,835
	Amortisation of project development expenditure	1,642,274	1,476,386
	Project development grants amortised	(966,833)	(948,063)
	Depreciation of tangible fixed assets	35,838	42,771
	Movements in working capital:		
	Decrease/(increase) in debtors	129,420	(366,645)
	(Increase)/decrease in stocks	(1,084,872)	52,687
	Increase in creditors	1,174,799	768,482
	Net cash inflow from operating activities	<u>1,077,678</u>	<u>1,101,453</u>
(b)	<i>Cash and cash equivalents</i>	2015	2014
		€	€
	Cash at bank and in hand	<u>1,606,262</u>	<u>1,620,182</u>

15. PENSIONS AND OTHER POST-RETIREMENT BENEFITS

The society operates a defined contribution pension scheme. The cost charged to the income and expenditure account in the year for the scheme was €101,725 (2014: €16,587).

16. RELATED PARTY TRANSACTIONS

The operations of Sheep Database Limited are administered by Irish Cattle Breeding Federation Society Limited. Costs incurred by the society, on behalf of the company, totalling €95,000, were recharged during the year. The amount due by the company to the society at the year end is included in debtors.

*Key management personnel*

All committee of management and certain senior employees who have authority and responsibility for planning, directing and controlling the activities of the society are considered to be key management personnel. Remuneration paid includes pension contributions to provide retirement benefits. Total key management remuneration in the year, comprising amounts paid to one member of the committee of management and nine senior employees, was €938,508 (2014: €889,879).



**NOTES TO THE FINANCIAL STATEMENTS**

**31 December 2015 (Continued)**

17. OPERATING LEASE COMMITMENTS

At the balance sheet date the society had annual commitments of €46,476 under operating leases for land and buildings which expire within three years.

18. TRANSITION TO FRS 102

The society transitioned to FRS 102 from previously extant Irish GAAP as at 31 December 2014. The transition had no impact on the statement of financial position at 31 December 2014 or the statement of financial position at 31 December 2015, nor had it any impact on the statement of comprehensive income account for the year ended 31 December 2015.

19. APPROVAL OF FINANCIAL STATEMENTS

The financial statements were approved and authorised for issue by the committee of management on 31 March 2016